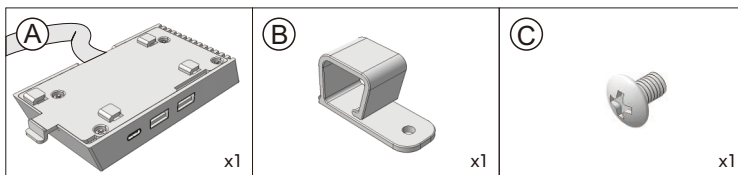


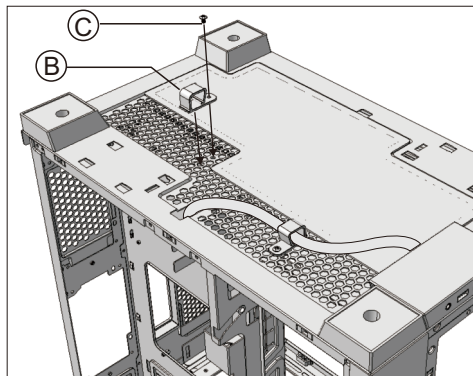
Additional IO kit

Package contents / 包裝內容物

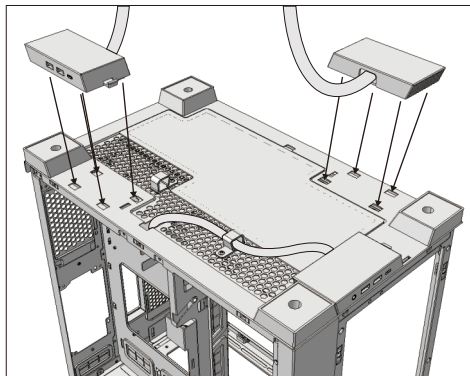


Installation / 安裝

Install the cable clip
安裝整線扣具

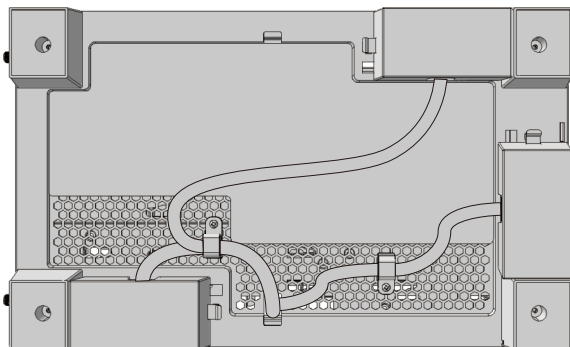


Choose installation location
選擇安裝位置



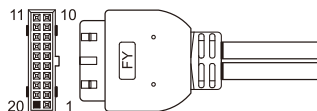
Can be installed and used at the same time with the original USB module (Pick 2 locations out of 3).
與原來的USB模組可同時安裝使用(位置3選2使用)。

Example of cable routing
整線示意

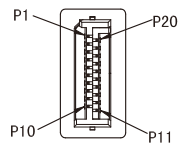


USB 3.0

Supports motherboard
USB 3.0 20 Pin header



USB 3.1 GEN.2



Cables graph for reference only,
product are subject to the actual product.

線材純屬示意，僅供參考，以實物為準。