

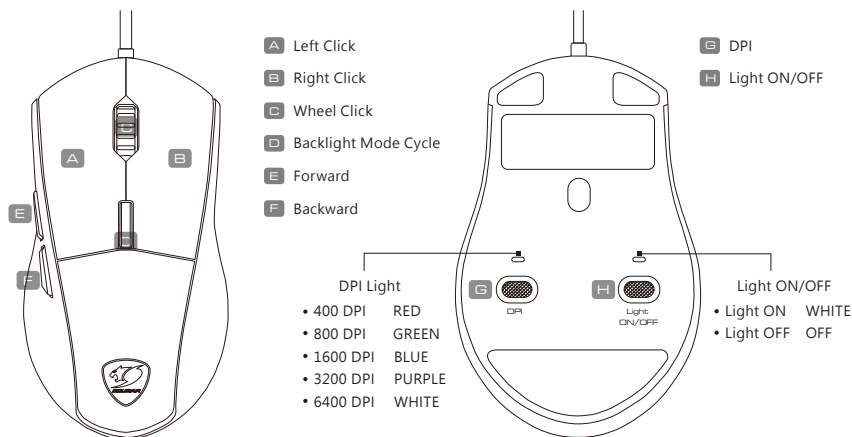
REAL GEAR FOR REAL GAMERS



MINOS EX

www.cougargaming.com

DEFAULT BUTTON ASSIGNMENT



FEATURES

• AMBIDEXTROUX DESIGN

The ambidextrous shape design could be more simple and ready to tackle user's demands with no fuss.

• 6400 DPI SENSOR TO GET PRECISELY & BETTER ACCURACY

The Pixart PAW3309 optical sensor provides you with pinpoint control.

• 20 MILLION CLICKS SWITCHES

The 20 million clicks switches inside provide better clicking feel. It not only brings the lowest response time but also ensure the switch's durability.

• 1000 Hz POLLING RATE

The high polling rate gives user the wonderful control and the less response time without latency.

• COMET RGB SHORTCUT

There are 6 lighting modes to choose by hotkeys. Users could change the light easily on their own and without any software.

• ON-THE-FLY BUTTON CONTROL

Change quickly and conveniently from your mouse. Switching between superior accuracy and ultra-fast movement all at once.

• GAMING-GRADE SCROLL WHEEL

First quality encoder & rubber gaming wheel make accurate tactile feedback.

• GLIDING MORE FASTER

The more smoother PTFE skates makes mouse more responsive and become more agile while gaming.

ENGLISH

- PAW3309 6400dpi optical sensor
- 1000HZ polling rate
- 20 million clicks mechanical mouse switches
- 1.8m USB cable

PORTUGUÊS

- PAW3309 6400dpi sensor óptico
- Taxa de votação 1000HZ
- 20 milhões de cliques de interruptores mecânicos de mouse
- Cabo USB 1,8 m

FRANÇAIS

- Capteur optique avancé avec un véritable 6400 DPI PAW3309
- Fonction polling 1000 Hz
- Boutons avec une durée de vie allant jusqu'à 20 millions de clics
- 1.8m USB Câble

한국어

- PAW3309 6400dpi 옵티컬 센서
- 1000Hz 폴링레이트
- 2천만 번의 클릭이 가능한 기계식 마우스 스위치
- USB플러그가 있는 1.8m 케이블

簡中

- 采用6400DPI PAW3309光学感应器
- 1000Hz回报率
- 2千万次机械点击寿命
- 1.8米USB线

DEUTSCH

- Modernster optischer sensor von mit echten 6400 DPI PAW3309
- 1000 Hz polling
- Von mit einer Lebensdauer von bis zu 20 Millionen Klicks
- 1.8m USB Kabel

ESPAÑOL

- PAW3309 Sensor óptico de 6400 ppp
- Tasa de sondeo 1000HZ
- 20 millones de clics interruptores mecánicos del mouse
- USB cable de 1,8 m

РУССКИЙ

- PAW3309 оптический датчик 6400 DPI
- Частота опроса 1000 Гц
- Механические переключатели на 20 миллионов кликов
- USB-кабель длиной 1,8 м

日本語

- 6400 DPI PAW3309の光学センサーを採用しています
- 1000 Hzのポーリングレート
- 2千万回のクリックに耐えるスイッチを採用しています
- 1.8mのUSBケーブル

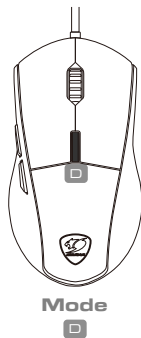
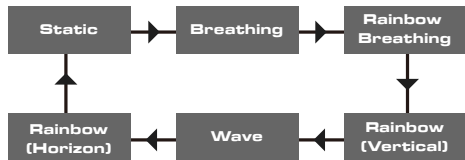
繁体中

- 採用6400DPI PAW3309光學感應器
- 1000Hz回報率
- 2千萬次機械點擊壽命
- 1.8米USB線

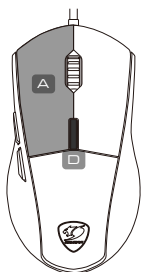
SPECIFICATIONS

Product name	COUGAR MINOS EX Gaming Mouse
Sensor	PAW3309 Optical gaming sensor
Resolution	6400 DPI
Maximum tracking speed	150 IPS
Maximum acceleration	30 G
Game type	FPS / MMORPG / MOBA / RTS
Polling Rate	1000 Hz
Software	None(with on-board memory shortcuts)
Switching	20M gaming switches
Interface	USB plug
Cable Length	1.8m
Dimension	125(L) x 68(W) x 38(H) mm / 4.92(L) X 2.67(W) X 1.49(H) in
Weight	89g (without cable)

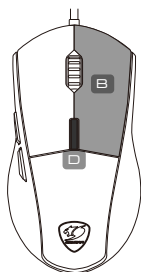
LIGHTING MODE



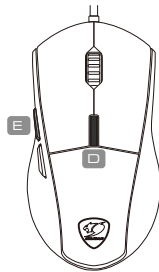
COMET RGB SHORTCUT



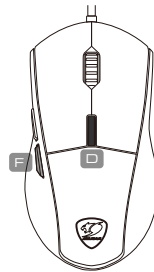
Color
D + A



Brightness
D + B



Speed
D + E



Direction
D + F

ДАТА ИЗГОТОВЛЕНИЯ ПРОДУКЦИИ

год и месяц изготовления продукции указаны в серийном номере продукта. (существует 2 способа определения даты изготовления, оба способа описаны ниже)

- A** После S/N: первые две цифры означают год, вторые две – месяц изготовления.
Например, S/N: H1702000001 означает, что товар был произведен в феврале 2017 года.
- B** После S/N: если указаны буквы, то две буквы представляют цифры из таблицы ниже, и означают год, последующие две цифры – месяц изготовления.
Например, S/N: DAG02REVI000001 означает, что товар был произведен в феврале 2017 года.

A	B	C	D	E	F	G	H	I	J
1	2	3	4	5	6	7	8	9	0

• Например, AG = 17 = 2017 год

PACKAGE CONTENTS

COUGAR MINOS EX Gaming Mouse
User Manual

To achieve optimal performance, it is highly recommended that you use this product with COUGAR Mouse Pads.

БЪЛГАРИЯ

- Подробни инструкции за употреба изтеглете от: <https://cougargaming.com/bg>



България QR код

GLOBAL WARRANTY POLICY

WARRANTY PERIODS OF COUGAR GAMING DEVICES

Product : COUGAR MINOS EX Gaming Mouse Warranty : 1 Year
This warranty gives you specific legal rights. You may also have other rights granted under local law.

WARRANTY AGREEMENT

- If the product has defects in material or manufacture, COUGAR will provide product repair and replacement service within the warranty period.
- Our warranty service is based on the date of the invoice or warranty card (must be affixed with the store stamp). If you lose the aforementioned evidence, we will apply the original shipping date of the product as the beginning date of warranty period. The shipping date will be identified by the product serial number(S/N).

CONDITIONS WHERE FREE MAINTENANCE IS NOT PROVIDED

- Any fault or damage caused by natural disasters (including storm, fire, flood, thunder, earthquake, etc).
- Any fault or damage caused by accidental factors and man-made reasons (including hit, scrape, crash, moving, compression, stain, corrosion, use of incurred on unsuitable voltage, computer virus, riot, misuse, malicious damage, etc).
- Use in an improper operating environment (including high temperature, high humidity, water inflow, etc).
- Inability to provide the product warranty card, purchase receipt or invoice to prove the product is still within the warranty period and the shipping date of the product is out of warranty.
- The warranty card or product serial number has been altered or its number is hard to identify.
- The warranty period has expired.
- Any fault or damage caused by non-compliance with regulations stated on the user manual or improper, rough and careless treatment.
- Any fault or damage caused by use of parts not certified by COUGAR original manufacturer.
- The problem is caused by improper repair or adjustment by the buyer or any manufacturer without authorization from COUGAR.
- The product is not acquired from an authorized distributor of the company or is acquired from illicit sources.
- Paper carton, instruction and other accessories are not warranted.

DISCLAIMERS

- COUGAR does not authorize or endorse the user of COUGAR products as a part of, together with, or connected to, life support devices, medical equipment in general, military equipment, traffic or transportation-related equipment or disaster prevention systems.
- COUGAR is not liable for any damage, expense, loss, cost, injury or any other result derived from the use of COUGAR products not specifically for PC gaming in the compatible operative systems indicated by COUGAR.
- COUGAR is not liable for any damage, expense, loss, cost, injury or any other result due to use of COUGAR products not in strict accordance with the instructions provided by COUGAR in the instruction manual.
- Software, instruction manuals, consumables (for example mouse pads, mouse feet, etc.), boxes or other external packaging are not covered by the warranty.
- For inquiries about the warranty, please contact us at service@cougargaming.com

LEGAL NOTICES

This manual was created by Compucase Enterprise and may not be completely or partially copied, passed on, distributed or stored without written consent by Compucase Enterprise.
COUGAR® is a registered brand of Compucase Enterprise Other product and company names mentioned in this documentation may be brands or trademarks of their respective owners.
Compucase Enterprise reserves the right to make changes concerning the contents of the manual and the technical data of the product without previous announcement.



All other registered trademarks belong to their respective companies.

Tested to comply with FCC standards FOR HOME OR OFFICE USE

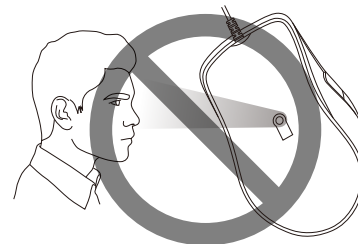
MANUFACTURER CONTACT

Compucase Enterprise Co.,Ltd.
No. 225, Lane 54, An Ho Road Sec. 2 Tainan, Taiwan, R.O.C
Tel:+886-6-356-0606
Service E-Mail: service@cougargaming.com

COUGAR USA Technical Service
Tel: (833) 256-3778
Mail: rma@compucaseusa.com
<https://cougargaming.com/support/contact/upload/>

CAUTION

Please do not directly look into the optical beam!



For more information, please visit
<https://cougargaming.com>
Compucase Enterprise Co.,Ltd.
All rights reserved.

Made in China

تعليمات التركيب والامن:
• امسك الماوس بالشكل المثلج مع عدم رفع الذراع.
• لا تنظر للإشعاع المنبعث من الأسفل بشكل مباشر.
• التزم بالوضعية الصحية و المريحة عند لأمسك بالماوس.
• يجب التأكد من توصيل كافة التوصيلات بالشكل الصحيح.
• احفظ الجهاز بعيداً عن مصادر المياه و الرطوبة.
• افضل التيار الكهربائي فوراً في حالة الاشتباه بوجود التماس.
• تأكد بأن مصدر الطاقة لديك مناسب لما يحتاجه هذا الجهاز.