

MPG
SEKIRA 500X
MPG
SEKIRA 500G
MPG
SEKIRA 500P



ARGB Fan Included
內含ARGB風扇



1 to 8 ARGB LED HUB
1對8 ARGB LED控制器



Mystic Light
支援燈效軟體



Tool-Less Tempered Glass
無螺絲與強化玻璃側板


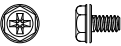









Optimized Air Flow
最佳風流設計

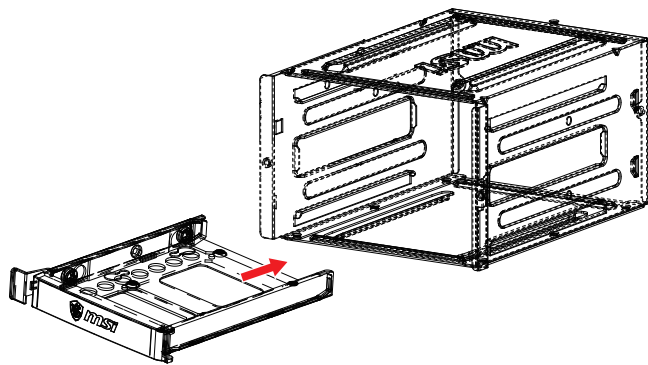
(MPG SEKIRA 500X Only)

Specification / 產品規格

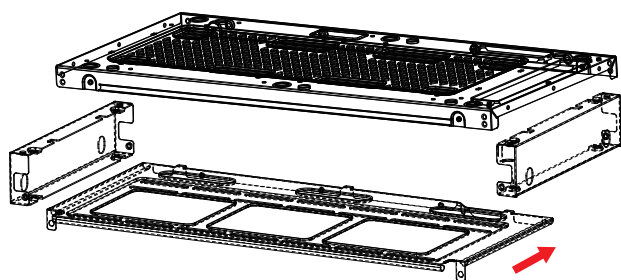
		MPG SEKIRA 500X	MPG SEKIRA 500G	MPG SEKIRA 500P
Case Dimensions		530(D) x 232(W) x 545.5(H) mm/ 20.9(D) x 9.1(W) x 21.5(H) inch		
Motherboard Support		E-ATX/ ATX / mATX / Mini-ITX		
Radiator Support		120 / 140 / 240 / 280 / 360		
Driver Bays				
3.5" Included		4	6	6
2.5" Included		3	3	3
IO Port				
USB 3.2 Gen1		4	4	2
USB 2.0		0	0	2
USB 3.2 Gen 2 (Type C)		1	1	1
Audio / Mic		●	●	●
LED SW Button		●	●	●
Fan				
Fan Support	Top	3	3	3
	Front	3	3	3
	Rear	1	1	1
Pre-Installed Fans	Top	2 x 200mm ARGB Fan	—	—
	Front	1 x 200mm ARGB Fan 1 x 200mm Black Fan	2 x 200mm Black Fan	3 x 120mm Black Fan
	Rear	1 x 120mm*ARGB fan	1 x 120mm Black Fan	1 x 120mm Black Fan
Front Panel LED				
Sync with MB		1 to 8 ARGB Hub included	—	—
Color		ARGB	—	—

Item 項目	Name 名稱 / Q'ty 數量	Used for 用途
	Screw #6-32 6.5mm x 3	Motherboard Stud 主機板螺柱
	Screw #6-32 6mm x 6	Power Supply 電源供應器安裝使用
	Screw #6-32 6mm x 8	Motherboard / 2.5" HDD 主機板 / 2.5" 硬碟安裝使用
	Screw M3 5mm x 21	Motherboard / Hard Drive Cover Vertical Graphics Card Holder/ Extractable Radiator Bracket 主機板 / 硬碟擋板 / 水冷架安裝 直立顯示卡支架安裝使用
	6-32 x 8mm x 12	3.5" HDD 3.5" 硬碟安裝使用
	6-32 x 9 x 1.5mm x 8	Extractable Radiator Bracket 水冷架安裝使用
	Cable ties x 4	Cable Management 整線使用
	Hard Drive Cover x 1	Hard Drive Cover 硬碟擋板
	Vertical Graphics Card Holder x 1	Display Graphics Card 直立顯示卡支架安裝使用

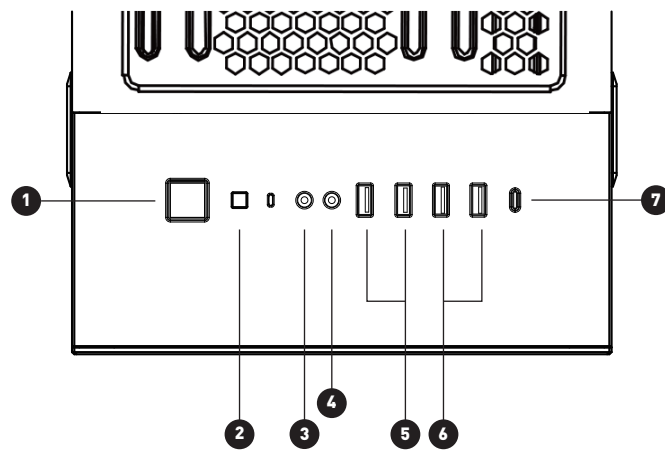
HDD Installation / 硬碟安裝方式



Extractable Radiator Bracket / 水冷滑軌設計



(MPG SEKIRA 500X / 500G Only)



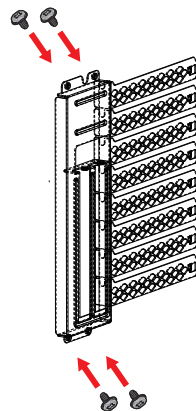
- 1. Power ON/OFF / 電源開關
- 2. LED Control / LED控制鍵
- 3. MIC / 音訊輸入
- 4. Audio / 音訊輸出
- 5. USB3.0
- 6. USB2.0 (Only SEKARI 500P)
- 7. Type-C

*Keep pressing the LED button for three seconds, and then users can control the lighting effects via syncing with the motherboard by MSI mystic light app.

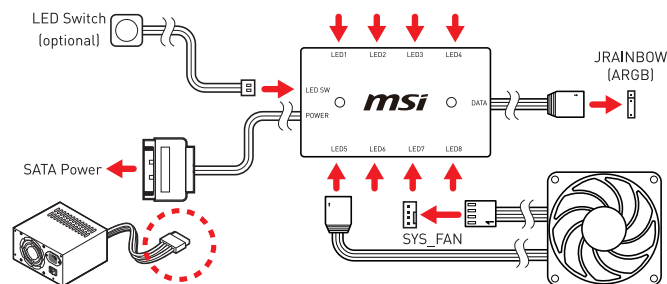
長按三秒前置面板上的LED按鍵·即可透過MSI mystic light 調整多種炫光模式

(MPG SEKIRA 500X only)

Vertical Graphics Card Holder / 直立顯示卡支架



1 to 8 ARGB HUB Connection / 控制盒連結說明



(MPG SEKIRA 500X Only)

Specifications are subject to change without notice.
規格若有變更·恕不另行通知