




Ergo KB-700

Ergonomic Keyboard with Palm Rest



Multi-language Quick Guide

Copyright© KYE SYSTEMS CORP.

► Features

- Ergonomic keyboard with palm rest
- Ergonomic split wave design with slide keys for natural typing
- Palm rest supports forearms and fingers more comfort
- Foldable tilt legs help elbows and wrist more support
- Frequent-used keys of media and computer

► System Requirements

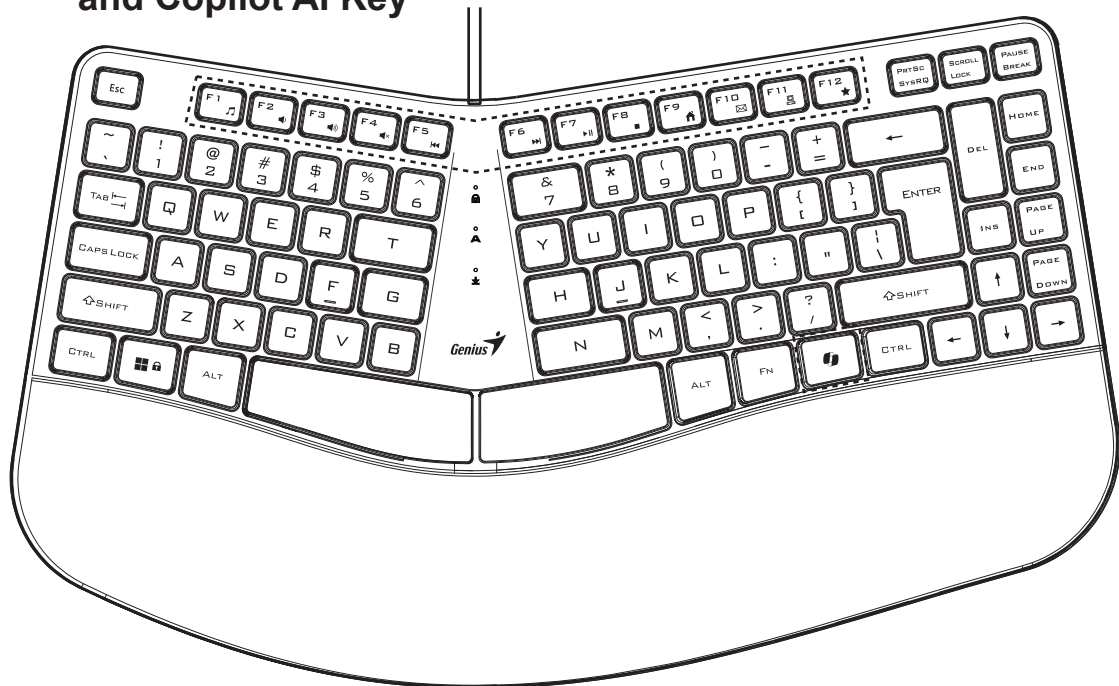
- Windows 8, 10, 11 or later
- Mac OS X 10.8 or later
- Available USB port

Installing hardware



1. Plug the USB connector into the USB port of your computer device.
2. This product has plug and play functionality.

12 Multimedia FN keys and Copilot AI Key



Symbol for Separate Collection in European Countries

This symbol indicates that this product is to be collected separately.

The following apply only to users in European countries:

- This product is designated for separate collection at an appropriate collection point. Do not dispose of as household waste.
- For more information, contact the retailer or the local authorities in charge of waste management.



Symbol für Mülltrennung in der Europäischen Union

Dieses Symbol bedeutet, dass dieses Produkt separat entsorgt werden muss.

Folgendes gilt nur für Benutzer in der Europäischen Union:

- Dieses Produkt muss an einem geeigneten Sammelplatz angeliefert werden. Entsorgen Sie das Produkt nicht im Haushaltsmüll.
- Weitere Information erhalten Sie von Ihrem Einzelhändler oder von der für Entsorgung zuständigen örtlichen Behörde.

Symbole de collecte séparée dans les pays européens

Ce symbole indique que ce produit doit faire l'objet d'une collecte séparée.

Ce qui suit ne s'applique qu'aux utilisateurs résidant dans les pays européens:

- Ce produit a été conçu afin de faire l'objet d'une collecte séparée dans un centre de tri adéquat. Ne vous débarrassez pas de ce produit avec vos ordures ménagères.
- Pour plus d'informations, contactez votre revendeur ou le service assurant l'élimination des déchets.

Simbolo per la raccolta differenziata nei paesi europei

Il simbolo indica che questo prodotto si può raccogliere separatamente.

Quanto segue si applica soltanto agli utenti dei paesi europei:

- Questo prodotto è stato progettato per la raccolta differenziata presso un punto di raccolta appropriato. Non gettarlo insieme ai rifiuti di casa.
- Per maggiori informazioni, rivolgersi al rivenditore o all'autorità locale responsabile della gestione dei rifiuti.

Símbolo de recogida selectiva en países europeos

Este símbolo indica que este producto debe eliminarse por separado.

Las siguientes cláusulas se aplican únicamente a los usuarios de países europeos:

- Este producto debe reciclarse en lugares específicos. No deseche como basura doméstica.
- Para más información, póngase en contacto con el vendedor o las autoridades locales encargadas de la gestión de residuos.

Símbolo para a recolha separada em países da Europa

Este símbolo indica que este produto tem de ser recolhido separadamente.

Os seguintes pontos aplicam-se somente a utilizadores de países europeus:

- Este produto está designado para a recolha separada num ponto de recolha apropriado. Não elimine este produto como lixo doméstico.
- Para mais informações contacte o vendedor ou as autoridades locais responsáveis pela gestão do lixo.

Symbol voor gescheiden afvalophaling in Europese landen

Dit symbool geeft aan dat dit product afzonderlijk moet worden opgehaald.

Het volgende geldt alleen voor inwoners van Europese landen:

- Dit product werd ontworpen voor gescheiden inzameling op een geschikt inzamelingspunt. Het hoort niet bij het huishoudelijk afval.
- Neem voor meer informatie contact op met de verkoper of de plaatselijke overheid, belast met het afvalbeheer.

Symbol pro třídění odpadu v evropských zemích

Tento symbol označuje, že tento výrobek je třeba zlikvidovat jako tříděný odpad.

Pro uživatele v evropských zemích platí následující zásady:

- Tento výrobek je třeba zlikvidovat jako tříděný odpad v příslušné sběrně. Nelikvidujte s běžným komunálním odpadem.
- Další informace vám poskytnou prodejce nebo místní orgány zodpovědné za likvidaci odpadu.

Az elkülönített hulladék-elhelyezésre figyelmeztető szimbólum az európai országokban

A szimbólum arra figyelmeztet, hogy a terméket külön hulladéklerakókban kell gyűjteni.

A következő figyelmeztetés kizárólag az európai felhasználókra vonatkozik:

- A terméket az elkülönített hulladékgyűjtést figyelembe véve tervezték. Ne dobja ki a készüléket háztartási szeméttárolóba.
- További információkért vegye fel a kapcsolatot a viszonteladóval vagy a helyi hulladékgazdálkodásért felelős hatósággal.

Symbol zbiórki selektywnej w krajach europejskich

Symbol ten wskazuje, że produkt powinien być zbierany selektywnie.

Poniższe uwagi dotyczą wyłącznie użytkowników w krajach europejskich:

- Ten produkt jest przeznaczony do zbiórki selektywnej w odpowiednim punkcie zbiórki. Nie należy pozbywać się go razem z odpadami gospodarstw domowych.
- W celu uzyskania dalszych informacji należy skontaktować się ze sprzedawcą lub z miejscowymi władzami odpowiedzialnymi za gospodarkę odpadami.

Σύμβολο για χωριστή περισυλλογή στις ευρωπαϊκές χώρες

Το σύμβολο αυτό υποδεικνύει ότι το συγκεκριμένο προϊόν πρέπει να περισυλλέγεται χωριστά. Τα ακόλουθα ισχύουν μόνο για χρήστες σε ευρωπαϊκές χώρες:

- Το προϊόν προορίζεται για χωριστή περισυλλογή σε κάποιο ενδεδειγμένο σημείο αποκομιδής απορριμμάτων. Μην το απορρίπτετε ως κοινό οικιακό απόρριμμα.
- Για περισσότερες πληροφορίες, επικοινωνήστε με το κατάστημα λιανικής που σας προμήθευσε το προϊόν ή με τις αρχές που είναι αρμόδιες για τη διαχείριση απορριμμάτων.

Ayrı biriktirilme için Avrupa ülkelerin sembolü

Bu sembol bu ürünlerin ayrı toplanması gerektiğinin göstergesidir.

Aşağıdaki bilgiler sadece Avrupa Ülkelerindeki kullanıcılar için geçerlidir.

- Bu ürün ayrı bir noktada toplanılmak üzere dizayn edilmiştir. Ev çöprü olarak atmayın.
- Daha fazla bilgi için tedarikçinizi veya bölgenizdeki çöp toplama otoritelere başvurun.

Sümbol eraldi kogumiseks Euroopa maades

See sümbol näitab, et seda toodet tuleb koguda eraldi.

Alljärgnev kehtib ainult kasutajatele Euroopa maades:

- Seda toodet tuleb kasutada eraldi vastavas kogumispunktis. Ärge likvideerige seda kui olmejääki.
- Kui teil on vaja enam teavet, võtke ühendus jaemüüja või kohaliku autoriteediga, kes on vastutav jäätmekorralduse teeninduse eest.

Atsevišķas atkritumu savākšanas simbols Eiropas valstīs

Šāds simbols norāda, ka izstrādājums ir jānošķir no citiem atkritumiem

Šie norādījumi attiecas tikai uz lietotājiem Eiropas valstīs:

- Izstrādājumu paredzēts savākt atsevišķi no citiem atkritumiem tam piemērotā savākšanas vietā. To nedrīkst izmest kopā ar sadzīves atkritumiem.
- Lai iegūtu papildu informāciju, sazinieties ar mazumtirgotāju vai vietējām institūcijām, kas atbild par atkritumu apsaimniekošanu.

Simbolis atskiram atlieku išmetimui įvairiose Europos šalyse

Šis simbolis nurodo, kad šis produktas turi būti išmetamas atskirai.

Sekanti informacija taikoma tik Europos šalių vartotojams:

- Šis produktas sukurtas atskiram išmetimui tam tikrame atliekų surinkimo taške. Neišmeskite kaip buitinių šiukšlių.
- Dėl tolimesnės informacijos, susisiekite su mažmenininku arba vietinės valdžios organais atsakingais už atliekų tvarkymą.

Federal Communications Commission (FCC) Notice

This device complies with Part 15 of the FCC Rules. Operation is subject to the following two conditions:

(1) this device may not cause harmful interference, and (2) this device must accept any interference received, including interference that may cause undesired operation.

This equipment has been tested and found to comply with the limits of a Class B digital device, pursuant to Part 15 of the FCC Rules. These limits are designed to provide reasonable protection against harmful interference in a residential installation.

This equipment generates, uses and can radiate radio frequency energy and, if not installed and used in accordance with the instructions, may cause harmful interference to radio communications. However, there is no guarantee that interference will not occur in particular installations, if this equipment does cause harmful interference to radio or television reception, which can be determined by turning the equipment off and on, the user is encouraged to try to correct the interference by one or more of the following measures:

1. Reorient / Relocate the receiving antenna.
2. Increase the separation between the equipment and receiver.
3. Connect the equipment into an outlet on a circuit different from that the receiver is connected.
4. Consult the dealer or an experienced radio / TV technician for help.

CAUTION:

Changes or modifications not expressly approved by the manufacturer responsible for compliance could void the user's authority to operate the equipment.

CAUTION:

Changes or modifications not expressly approved by the manufacturer responsible for compliance could void the user's authority to operate the equipment.

Disclaimer

The following does not apply to any country where such provisions are inconsistent with local law: KYE Systems Corp. makes no warranties with respect to this documentation, whether expressed or implied. All material is provided "as is". This includes, but is not limited to, any implied warranties of merchantability and fitness is for a particular purpose. The information covered in this document is subject to change without notice.

KYE Systems Corp. assumes no responsibility for any errors that may appear in this document.

All brand names mentioned in this manual are trademarks or registered trademarks of their respective companies.

Copyright KYE Systems Corp. All rights reserved.

SEGURANÇA E MANUTENÇÃO

DIRETRIZES SOBRE SEGURANÇA

Para atingir segurança máxima durante o uso do Genial todos os produtos, sugerimos que você adote as seguintes diretrizes:

Caso tenha problema ao usar o dispositivo adequadamente e a solução de problemas não for suficiente para resolvê-lo, desconecte o dispositivo e entre em contato com a linha direta da o site <https://global.geniusnet.com/support> para obter suporte. Nunca tente consertar o dispositivo sozinho.

Não desmonte o dispositivo (isso invalida a garantia) e não tente consertá-lo por conta própria ou usá-lo em situações de carregamento anormal de corrente.

Mantenha o dispositivo longe de líquidos e da umidade. Opere o dispositivo somente em temperaturas entre 0°C (32°F) e 40°C (104 °F). Se a temperatura exceder esse intervalo, desligue e desconecte o dispositivo para que a temperatura se estabilize e volte a um nível operacional adequado.

CONFORTO

Pesquisas mostram que longos períodos de movimento repetitivo, posição inadequada de periféricos de computador, postura incorreta e maus hábitos podem estar associados ao desconforto físico e à lesão de nervos, tendões e músculos.













Seguem abaixo algumas diretrizes para evitar lesões e garantir o conforto ideal ao usar o Genial todos os produtos.

- Coloque o teclado e o monitor diretamente à sua frente, com o mouse próximo a eles. Posicione os cotovelos junto das laterais do seu corpo, não muito longe, e o teclado a uma distância de fácil alcance.
- Ajuste a altura da cadeira e da mesa para que o teclado e o mouse fiquem na altura do cotovelo ou abaixo dele.
- Mantenha os pés apoiados, a postura ereta e os ombros relaxados.
- Durante o jogo, relaxe seu pulso e mantenha-o reto. Se você realiza as mesmas tarefas manuais repetidamente, tente não curvar, estender ou torcer as mãos por longos períodos de tempo.
- Não apoie os pulsos em superfícies rígidas por muito tempo. Use um apoio para descansar os pulsos enquanto estiver jogando.
- Não sente na mesma posição o dia inteiro. Levante-se, afaste-se da sua mesa e faça exercícios para alongar os braços, os ombros, o pescoço e as pernas.

Se sentir qualquer desconforto físico durante o uso do mouse, como dor, torpor ou formigamento nas mãos, pulsos, cotovelos, ombros, pescoço ou costas, consulte um médico qualificado imediatamente.

MANUTENÇÃO E USO

O Genial todos os produtos exige uma manutenção mínima para manter suas condições ideais. Recomendamos que você desconecte o dispositivo do computador uma vez por mês e limpe-o usando um tecido macio ou um cotonete para evitar o acúmulo de sujeira. Não use sabão ou produtos de limpeza agressivos.

	FN + F1	Media Player
	FN + F2	Volume –
	FN + F3	Volume +
	FN + F4	Mute
	FN + F5	Previous Track
	FN + F6	Next Track
	FN + F7	Play / Pause
	FN + F8	Stop Playing
	FN + F9	Web / Home
	FN + F10	Email
	FN + F11	My Computer
	FN + F12	My Favorite
	FN + Windows	Windows Lock
	Copilot Key	For Windows 11 or above

	FN + F1	Reproductor Multimedia
	FN + F2	Bajar el volumen
	FN + F3	Subir el volumen
	FN + F4	silencio
	FN + F5	Pista Anterior
	FN + F6	Siguiente Pista
	FN + F7	Reproducir / Pausar
	FN + F8	Detener Reproducción
	FN + F9	Web / Inicio
	FN + F10	Correo electrónico
	FN + F11	Mi Computadora
	FN + F12	Mis Favoritos
	FN + Windows	Bloqueo de Windows
	Copilot Key	Para Windows 11 o superior

	FN + F1	проигрыватель Windows Media
	FN + F2	понижение уровня звука
	FN + F3	повышение уровня звука
	FN + F4	отключение звука
	FN + F5	Предыдущий трек
	FN + F6	Следующий трек
	FN + F7	воспроизведение и пауза
	FN + F8	Остановить воспроизведение
	FN + F9	Веб / Главная
	FN + F10	Электронная почта
	FN + F11	Мой компьютер
	FN + F12	Мои избранные
	FN + Windows	Windows Замок
	Copilot Key	Для Windows 11 или выше















	FN + F1	Медиа ойнатқыш
	FN + F2	Көлемі –
	FN + F3	Көлемі +
	FN + F4	Дыбысты өшіру
	FN + F5	Алдыңғы трек
	FN + F6	Келесі трек
	FN + F7	Ойнау / Пауза
	FN + F8	Ойнату қолданбасын тоқтату
	FN + F9	Веб / Үй
	FN + F10	Электронды пошта
	FN + F11	Менің компьютерім
	FN + F12	Менің ұнайдым
	FN + Windows	Windows Құлыптау
	Copilot Key	Windows 11 немесе жоғарыда

	FN + F1	Медіа плеєр
	FN + F2	Гучність –
	FN + F3	Гучність +
	FN + F4	Без звуку
	FN + F5	Попередній трек
	FN + F6	Наступний трек
	FN + F7	Відтворення/Пауза
	FN + F8	Зупинити відтворення
	FN + F9	Веб / Домашня сторінка
	FN + F10	Електронна пошта
	FN + F11	Мій комп'ютер
	FN + F12	Моє улюблене
	FN + Windows	Windows Замок
	Copilot Key	Для Windows 11 або вище

	FN + F1	Přehrávač médií
	FN + F2	Hlasitost –
	FN + F3	Hlasitost +
	FN + F4	Ztlumit
	FN + F5	Předchozí skladba
	FN + F6	Další stopa
	FN + F7	Přehrát / Pozastavit
	FN + F8	Zastavit přehrávání
	FN + F9	Web / Domovská stránka
	FN + F10	E-mailem
	FN + F11	Můj počítač
	FN + F12	Moje oblíbené
	FN + Windows	Zámek Windows
	Copilot Key	Pro Windows 11 nebo novější

	FN + F1	Médialejátszó
	FN + F2	Hangerő –
	FN + F3	Hangerő +
	FN + F4	Néma
	FN + F5	Előző szám
	FN + F6	Következő szám
	FN + F7	Lejátszás / Szünet
	FN + F8	Lejátszás leállítása
	FN + F9	Web / Kezdőlap
	FN + F10	Email
	FN + F11	Saját számítógép
	FN + F12	Kedvencem
	FN + Windows	Windows zár
	Copilot Key	Windows 11 vagy újabb verzióhoz

	FN + F1	Odtwarzacz multimedialny
	FN + F2	Tom –
	FN + F3	Tom +
	FN + F4	Niemy
	FN + F5	Poprzedni utwór
	FN + F6	Następny utwór
	FN + F7	Odtwórz / Wstrzymaj
	FN + F8	Zatrzymaj odtwarzanie
	FN + F9	Sieć / Strona główna
	FN + F10	Email
	FN + F11	Mój komputer
	FN + F12	Moje ulubione
	FN + Windows	Blokada systemu Windows
	Copilot Key	For Windows 11 lub nowszy














	FN + F1	Media Player
	FN + F2	Volumen –
	FN + F3	Volumen +
	FN + F4	Stumm
	FN + F5	Vorheriger Titel
	FN + F6	Nächster Titel
	FN + F7	Wiedergabe / Pause
	FN + F8	Wiedergabe stoppen
	FN + F9	Web / Startseite
	FN + F10	Email
	FN + F11	Mein Computer
	FN + F12	Meine Favoriten
	FN + Windows	Windows-Sperre
	Copilot Key	Für Windows 11 oder höher

	FN + F1	Lecteur multimédia
	FN + F2	Volume –
	FN + F3	Volume +
	FN + F4	Muette
	FN + F5	Piste précédente
	FN + F6	Piste suivante
	FN + F7	Lire / Pause
	FN + F8	Arrêter la lecture
	FN + F9	Internet / Accueil
	FN + F10	Email
	FN + F11	Mon ordinateur
	FN + F12	Mes favoris
	FN + Windows	Verrouillage Windows
	Copilot Key	Pour Windows 11 ou ultérieu

	FN + F1	Lettoce multimediale
	FN + F2	Abbassa il volume
	FN + F3	Aumenta il volume
	FN + F4	Silenzia
	FN + F5	Brano precedente
	FN + F6	Brano successivo
	FN + F7	Riproduci / Metti in pausa
	FN + F8	Interrompi riproduzione
	FN + F9	Web / Casa
	FN + F10	Email
	FN + F11	Il mio computer
	FN + F12	I miei preferiti
	FN + Windows	Blocco di Windows
	Copilot Key	Per Windows 11 o superiore

	FN + F1	Tocador de Mídia
	FN + F2	Diminuir volume
	FN + F3	Aumentar volume
	FN + F4	Mudo
	FN + F5	Faixa anterior
	FN + F6	Próxima faixa
	FN + F7	Reproduzir / Pausar
	FN + F8	Parar reprodução
	FN + F9	Web / Navegador Web
	FN + F10	Email
	FN + F11	Meu computador
	FN + F12	Meus favoritos
	FN + Windows	Bloqueio do Windows
	Copilot Key	Para o Windows 11 ou superior

Português

	FN + F1	Reprodutor de mídia
	FN + F2	Diminuir volume
	FN + F3	Aumentar volume
	FN + F4	Silenciar
	FN + F5	Faixa anterior
	FN + F6	Próxima faixa
	FN + F7	Reproduzir / Pausar
	FN + F8	Parar reprodução
	FN + F9	Web / Página inicial
	FN + F10	Email
	FN + F11	Meu computador
	FN + F12	Meus favoritos
	FN + Windows	Bloqueio do Windows
	Copilot Key	Para o Windows 11 ou superior

Slovenščina

	FN + F1	Medijski predvajalnik
	FN + F2	Glasnost –
	FN + F3	Glasnost +
	FN + F4	Neslišno
	FN + F5	Prejšnji posnetek
	FN + F6	Naslednji posnetek
	FN + F7	Predvajaj / Pavza
	FN + F8	Ustavi predvajanje
	FN + F9	Spletna stran / Domov
	FN + F10	E-naslov
	FN + F11	Moj računalnik
	FN + F12	Moje najljubše
	FN + Windows	Zaklepanje okna
	Copilot Key	Za Windows 11 ali novejši

Slovenčina

	FN + F1	Mediálny prehrávač
	FN + F2	Objem –
	FN + F3	Objem +
	FN + F4	Stlmiť
	FN + F5	Predchádzajúca skladba
	FN + F6	Ďalšia skladba
	FN + F7	Prehrať / Pozastaviť
	FN + F8	Zastaviť prehrávanie
	FN + F9	Webová stránka / Domov
	FN + F10	Email
	FN + F11	Môj počítač
	FN + F12	Moje obľúbené
	FN + Windows	Zámok systému Windows
	Copilot Key	Pre Windows 11 alebo vyššie

Hrvatski/Bosanski/Srpski














	FN + F1	Medijski reproduktor
	FN + F2	Smanji zvuk
	FN + F3	Povećaj zvuk
	FN + F4	Utišati
	FN + F5	Prethodna pjesma
	FN + F6	Sljedeća pjesma
	FN + F7	Reprodukuj / Pauziraj
	FN + F8	Zaustavi reprodukciju
	FN + F9	Web / Početna
	FN + F10	Email
	FN + F11	Moj računar
	FN + F12	Moji favoriti
	FN + Windows	Zaključaj Windows
	Copilot Key	Za Windows 11 ili više

	FN + F1	Player media
	FN + F2	Scade volumul
	FN + F3	Crește volumul
	FN + F4	Fără sunet
	FN + F5	Piesă anterioară
	FN + F6	Piesă următoare
	FN + F7	Redare / Pauză
	FN + F8	Oprire redare
	FN + F9	Pagină web / Acasă
	FN + F10	E-mail
	FN + F11	Calculatorul meu
	FN + F12	Favoritul meu
	FN + Windows	Blocare Windows
	Copilot Key	Za Windows 11 ili više


	FN + F1	Медиен плейър
	FN + F2	Сила на звука –
	FN + F3	Сила на звука +
	FN + F4	Без звук
	FN + F5	Предходна песен
	FN + F6	Следваща песен
	FN + F7	Пускане / Пауза
	FN + F8	Спиране на възпроизвеждането
	FN + F9	Уеб страница / Начало
	FN + F10	Имейл
	FN + F11	Моят компютър
	FN + F12	Калкулатор
	FN + Windows	Заклучване на Windows
	Copilot Key	Za Windows 11 ili po-nova versiya

	FN + F1	Media Player
	FN + F2	Ενταση ΗΧΟΥ –
	FN + F3	Ενταση ΗΧΟΥ +
	FN + F4	Βουβός
	FN + F5	Προηγούμενο κομμάτι
	FN + F6	Επόμενο κομμάτι
	FN + F7	Αναπαραγωγή / Παύση
	FN + F8	Διακοπή αναπαραγωγής
	FN + F9	Ιστοσελίδα / Αρχική
	FN + F10	Ηλεκτρονικό ταχυδρομείο
	FN + F11	Ο υπολογιστής μου
	FN + F12	Τα αγαπημένα μου
	FN + Windows	Κλείδωμα των Windows
	Copilot Key	Για Windows 11 ή νεότερη έκδοση

Türkçe

	FN + F1	Medya oynatıcı
	FN + F2	Hacim –
	FN + F3	Hacim +
	FN + F4	Sesini kapatmak
	FN + F5	Önceki Parça
	FN + F6	Sonraki Parça
	FN + F7	Oynat / Duraklat
	FN + F8	Oynatmayı Durdur
	FN + F9	Web / Ana Sayfa
	FN + F10	E-posta
	FN + F11	Bilgisayarım
	FN + F12	Favorilerim
	FN + Windows	Windows Kilidi
	Copilot Key	Windows 11 veya üstü için






	FN + F1	Kalkulaator
	FN + F2	Helitugevus –
	FN + F3	Helitugevus +
	FN + F4	Vaigista
	FN + F5	Eelmine lugu
	FN + F6	Järgmine lugu
	FN + F7	Esita / Paus
	FN + F8	Esitamine peatatud
	FN + F9	Veeb / Koduleht
	FN + F10	E-post
	FN + F11	Minu arvuti
	FN + F12	Minu lemmik
	FN + Windows	Windowsi lukk
	Copilot Key	Windows 11 või uuem versioon

	FN + F1	Multivides atskaņotājs
	FN + F2	Apjoms –
	FN + F3	Apjoms +
	FN + F4	Izslēgt skaņu
	FN + F5	Iepriekšējais tracks
	FN + F6	Nākamais tracks
	FN + F7	Atskaņot / Pauze
	FN + F8	Apturēt atskaņošanu
	FN + F9	Tīmeklis / Sākumlapa
	FN + F10	E-pasts
	FN + F11	Mans dators
	FN + F12	Mans favorīts
	FN + Windows	Windows bloķēšana
	Copilot Key	Windows 11 vai jaunāka versija

	FN + F1	Grotuvas
	FN + F2	Apimtis –
	FN + F3	Apimtis +
	FN + F4	Nutildyti
	FN + F5	Ankstesnis takelis
	FN + F6	Kitas takelis
	FN + F7	Groti / Pauzė
	FN + F8	Sustabdyti grojimą
	FN + F9	Internetas / Pradžia
	FN + F10	El. paštas
	FN + F11	Mano kompiuteris
	FN + F12	Mano mėgstamiausia
	FN + Windows	Windows užraktas
	Copilot Key	Windows 11 arba naujesnė versija

	FN + F1	مشغل الوسائط
	FN + F2	خفض الصوت
	FN + F3	زيادة الصوت
	FN + F4	صامت
	FN + F5	المقطع السابق
	FN + F6	المقطع التالي
	FN + F7	تشغيل / إيقاف مؤقت
	FN + F8	إيقاف التشغيل
	FN + F9	الويب / الصفحة الرئيسية
	FN + F10	البريد الإلكتروني
	FN + F11	جهاز الكمبيوتر الخاص بي
	FN + F12	المفضلة لدي
	FN + Windows	قفل Windows
	Copilot Key	أو الأحدث Windows 11 لنظام التشغيل

Bahasa Indonesia

	FN + F1	Pemutar Media
	FN + F2	Volume –
	FN + F3	Volume +
	FN + F4	Bisu
	FN + F5	Trek Sebelumnya
	FN + F6	Trek Berikutnya
	FN + F7	Putar / Jeda
	FN + F8	Berhenti Memutar
	FN + F9	Web / Beranda
	FN + F10	Email
	FN + F11	Komputer Saya
	FN + F12	Favorit Saya
	FN + Windows	Kunci Jendela
	Copilot Key	Untuk Windows 11 atau yang lebih baru

Tiếng Việt

	FN + F1	Trình phát phương tiện
	FN + F2	Âm lượng -
	FN + F3	Âm lượng +
	FN + F4	Tắt tiếng
	FN + F5	Bài trước
	FN + F6	Bài tiếp theo
	FN + F7	Phát / Tạm dừng
	FN + F8	Dừng phát
	FN + F9	Trang web / Trang chủ
	FN + F10	Email
	FN + F11	Máy tính của tôi
	FN + F12	Mục ưa thích của tôi
	FN + Windows	Khóa Windows
	Copilot Key	Cho Windows 11 hoặc cao hơn

	FN + F1	เครื่องเล่นมีเดีย
	FN + F2	ปริมาณ -
	FN + F3	ปริมาณ +
	FN + F4	ปิดเสียง
	FN + F5	เพลงก่อนหน้า
	FN + F6	เพลงถัดไป
	FN + F7	เล่น / หยุดชั่วคราว
	FN + F8	หยุดการเล่น
	FN + F9	เว็บ / หน้าหลัก
	FN + F10	อีเมล
	FN + F11	คอมพิวเตอร์ของฉัน
	FN + F12	รายการโปรดของฉัน
	FN + Windows	วินโดวส์ล๊อค
	Copilot Key	สำหรับ Windows 11 หรือสูงกว่า

	FN + F1	媒体播放器
	FN + F2	音量－
	FN + F3	音量＋
	FN + F4	静音
	FN + F5	下一曲目
	FN + F6	上一曲目
	FN + F7	播放 / 暂停
	FN + F8	停止播放
	FN + F9	网络/主页
	FN + F10	电子邮件
	FN + F11	我的电脑
	FN + F12	我的最愛
	FN + Windows	Windows 锁
	Copilot Key	适用于 Windows 11 或更高版本



KYE Systems Corp.

No. 492, Sec. 5, Chongxin Rd., Sanchong Dist.,
New Taipei City 241017, Taiwan

Tel: +886-2-2995-6645 Fax: +886-2-2995-6649

Email: support@geniusnet.com (Tech. Support)

http: //www.geniusnet.com

Remark : Product color and images shown on the package are for reference ONLY.

For actual items, refer to the physical goods contained herein.

* For actual items, refer to the physical goods contained herein.

* Product storage conditions : Temperature: -20°C~50°C / Humidity : 5%~85%.



12030136400-B