Using Your Product

1. Connect to power.

1

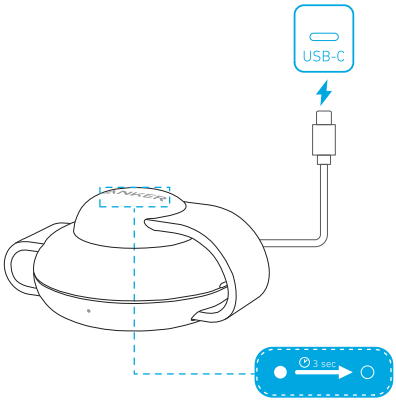

Note: Use the included Power Delivery adapter or a third-party adapter with 36W or higher output. An adapter with an output lower than 27W can also be used, but the LED indicator will continue to flash, and charging will be slow.

2. Wirelessly charge your iPhone, AirPods, and Apple Watch simultaneously.

2

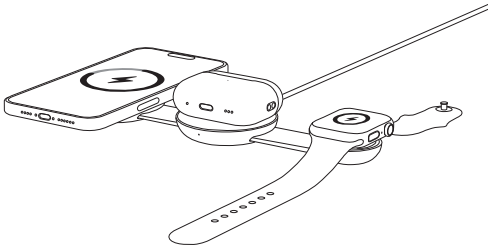

LED Light Guide

LED Indicator	Status
Solid White for 3 Seconds, Then Turns Off	Connecting to power.
Solid White for 5 Seconds, Then Turns Off	Charging your wireless earbuds.
Fast Flashing (Every 0.25 Seconds)	Metal objects detected. Remove any metal objects from the charging surface to ensure proper functioning.
Slow Flashing (Once Every Second)	Incompatible AC adapter detected. Use a Quick Charge 2.0/3.0 or Power Delivery adapter with a minimum output of 27W. For optimal performance, a 36W adapter or higher is recommended.

FAQ

Q:Is the wireless charger compatible with Android phones and can a phone case affect charging?

A:This wireless charger is designed exclusively for iPhones that support magnetic wireless charging, starting with iPhone 12 and later models. Cases over 2.5 mm thick or that are non-magnetic may reduce charging efficiency and are not recommended.

Q: Is the wireless charger compatible with Android phones?

A: This wireless charger is designed exclusively for iPhones that support magnetic wireless charging, starting with iPhone 12 and later models.

Q: Can a phone case affect wireless charging?

A: For the best wireless charging experience, we recommend using Apple's official magnetic phone cases. Cases over 2.5 mm thick or non-magnetic may reduce charging efficiency.

Q: Is the product safe to use when it gets warm/hot?

A: It's normal for wireless chargers to warm up slightly, especially during extended use, such as long gaming or streaming sessions. However, it complies with international safety standards, including EN 62368-1 and IEC 62368-1, ensuring safe operation.

Q: My watch has a non-removable loop band and can't lay flat on the charger. What should I do?

A: You can stand the watch module upright and place the loop band over it to charge your watch effectively.

Q: The charger lifts when I try to remove my phone. How can I prevent this?

A: Follow the phone removal technique shown in the guide that comes with your wireless charger. This method helps prevent the charger from moving when you detach your phone.



Q: Is there a recommended adapter to use with the product for wireless charging?

A: For optimal charging, use the included 40W Power Delivery adapter. If using a third-party adapter, choose one that supports an output of 36W or higher with the PD protocol to maintain adequate charging speeds.

Compatible Devices

	**iPhone 15 / 14 / 13 / 12 Series**
	**AirPods (With Wireless Charging Case)**
	**Apple Watch Series 9 / 8 / 7 / Ultra (Fast Charging)** **Apple Watch Series 1 - 6**

Specifications

Input	12V⎓3A / 15V⎓2.66A / 9V⎓3A
Output	Phone: 15W Max Apple Watch: 5W Max TWS Earbuds: 5W Max