1 2 3 4 5 6 7

ABOUT DEVICE



01 / SHORTCUT

1	Fn + Q	Switching to bluetooth connection 1
2	Fn + W	Switching to bluetooth connection 2
	Fn + E	Switching to 2.4GHz wireless connection
	Fn + R	Switching to USB connection
	Fn + Backspace	Switching to customize profile
	Fn + WIN	WIN key lock/unlock

02 / WIRELESS SWITCH



03 / INDICATOR LIGHTS

Indicator Light	Normal Indicator Status *	Wireless Connection Status Indicator * *
A	Caps lock on/of	Bluetooth connection 1 status indicator
	Custom profile	Bluetooth connection 2 status indicator
	WIN key lock	2.4GHz connection status indicator
	Battery indicator	

- The indicator lights work at normal operation condition when the K330w is connected and working as a keyboard.

** In others,
when the K330w is on pairing status,the corresponding connection indicator flashes fast.
When the K330w is paired but not connected,the corresponding connection indicator flashes slowly.
When the connection is successful,the corresponding indicator will keep lighting for 3 seconds and then into normal operation condition.

WIRELESS SPECIFICATIONS

KEYBOARD	
BLUETOOTH	Frequency range:2402MHz-2480MHz Transmitter power: <0dBm
2.4GHz WIRELESS	Frequency range:2402MHz-2480MHz Transmitter power: < 1dBm
RECEIVER	
2.4GHz WIRELESS	Frequency range:2402MHz-2480MHz Transmitter power: <3dBm

BLUETOOTH CONNECTION



2



Press FN+Q/W to switching to the bluetooth connection.

3

The corresponding indicator flashes fast when the initial use, and the K330w can be paired. Finish the connection on bluetooth enable device when promoted and the indicator will keep lighting for 3 seconds.When the pairing is requested again,press and hold FN+Q/W for 3 seconds until the indicator flash fast.

2.4GHz WIRELESS CONNECTION

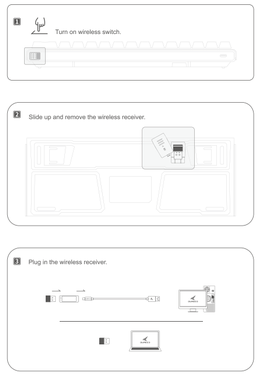

4



Press FN+E to switching to the 2.4GHz wireless connection.The connection will finish automatically and the indicator will keep lighting for 3 seconds.

USB WIRED CONNECTION



2

Press FN+R to switching to the USB wired connection.

LEARN MORE

Go to www.durgod.com and download the Durgod Zeus Engine, you can get more things below:

- The latest firmware version
- Customize the keyboard
- Macro function
- Hybrid on-board and cloud storage
- The latest new product information of DURGOD



Zhuhai Hoksi Technology CO.,LTD
Room603,NO.3 building,NO.6,Pinghei 1Road,Nanping,Technology & Industry Park,Xiangzhou
District,Zhuhai City,China
Service Email:service@durgod.com Support Email:support@durgod.com

Copyright © 2017 Zhuhai Hoksi Technology CO.,LTD.ALL rights reserved.All copyrights or trademarks are the property of their respective owners. This manual is for reference only,does not constitute any form of commitment.

REGULATORY AND COMPLIANCE INFORMATION

FCC STATEMENT

This equipment has been tested and found to comply with the limits for a Class B digital device, pursuant to part 15 of the FCC Rules. These limits are designed to provide reasonable protection against harmful interference in a residential installation. This equipment generates uses and can radiate radio frequency energy and, if not installed and used in accordance with the instructions, may cause harmful interference to radio communication. However, there is no guarantee that interference will not occur in a particular installation. If this equipment does cause harmful interference to radio or television reception, which can be determined by turning the equipment off and on, the user is encouraged to try to correct the interfere by one or more of the following measures:

–Reorient or relocate the receiving antenna.
–Increase the separation between the equipment and receiver.
–Connect the equipment into an outlet on a circuit different from that to which the receiver is connected.
–Consult the dealer or an experienced radio/TV technician for help.

FCC Radiation Exposure Statement
This device complies with FCC radiation exposure limits set forth for an uncontrolled environment and it also complies with Part 15 of the FCC RF Rules. This equipment must not be co-located or operating in conjunction with any other antenna or transmitter. End-users and installers must be provide with antenna installation instructions and consider removing the no-collocation statement.

This device complies with Part 15 of the FCC Rules. Operation is subject to the following two conditions:
(1) this device may not cause harmful interference, and
(2) this device must accept any interference received, including interference that may cause undesired operation.

Caution!
Any changes or modifications not expressly approved by the party responsible for compliance could void the user's authority to operate the equipment.

STATEMENT OF COMPLIANCE WITH EU DIRECTIVE

Hereby, Zhuhai Hoksi Technology LTD.,CO declares that the radio equipment type DURGOD K330w Wireless Mechanical Keyboard and Infinite V2 Wireless Receiver are in compliance with Directive 2014/53/EU. The full text of the EU declaration of conformity is available at the following internet address: http://www.durgod.com

STATEMENT OF COMPLIANCE WITH UK DIRECTIVE

Hereby, Zhuhai Hoksi Technology LTD.,CO declares that the radio equipment type DURGOD K330w Wireless Mechanical Keyboard and Infinite V2 Wireless Receiver are in compliance with Directive S12017 NO.1206. The full text of the UK declaration of conformity is available at the following internet address: http://www.durgod.com

CAUTION:

(1) Risk of fire or explosion or defeat the safeguard of equipment if the battery is replaced by an incorrect type. Replace only with the same or equivalent type.

(2) Disposal of a battery into fire or a hot oven, or mechanically crushing or cutting of a battery, that can result in an explosion.

(3) High or low extreme temperatures or low air pressure at high altitude that the battery can be subjected to during use, storage or transportation.

(4) Leaving the battery in an extremely high temperature and/or low air pressure surrounding environment that can result in an explosion or the leakage of flammable liquid or gas.

CANADA STATEMENT

This device contains licence-exempt transmitter(s)/receiver(s) that comply with Innovation, Science and Economic Development Canada's licence-exempt RSS(s). Operation is subject to the following two conditions:
(1) This device may not cause interference.
(2) This device must accept any interference, including interference that may cause undesired operation of the device.

L'émetteur/récepteur exempt de licence contenu dans le présent appareil est conforme aux CNR d'Innovation, Sciences et Développement économique Canada applicables aux appareils radio exempts de licence. L'exploitation est autorisée aux deux conditions suivantes :
(1) L'appareil ne doit pas produire de brouillage;
(2) L'appareil doit accepter tout brouillage radioélectrique subi, même si le brouillage est susceptible d'en compromettre le fonctionnement.

The device meets the exemption from the routine evaluation limits in section 2.5 of RSS 102 and compliance with RSS-102 RF exposure, users can obtain Canadian information on RF exposure and compliance. Le dispositif rencontre l'exemption des limites courantes d'évaluation dans la section 2.5 de RSS 102 et la conformité à l'exposition de RSS-102 rf, utilisateurs peut obtenir l'information canadienne sur l'exposition et la conformité de rf.

保修服务卡

产品型号

购买日期

用户姓名

联系电话

通讯地址/邮编

产品S/N码

质量检验合格

DURGOD

厂商:珠海市宇思电子科技有限公司
地址:珠海市香洲区南屏科技园屏北一路6号南裕丰大厦8楼

封底 封面

保修服务指南

感谢您对DURGOD(杜伽)的信任与支持

DURGOD将为您提供一年的产品免费保修服务,请勿擅自涂改本保修服务卡,以维护您的合法权益。如需服务或技术支持,请咨询相关经销商或与我们联系。

我们承诺

对保修期间内及在保修服务范围内的产品,DURGOD将按照本服务政策进行维修、更换或退货在合理的时间内免费为您恢复产品的正常使用功能;对超出保修期和保修服务范围之外的产品,DURGOD将按照本服务政策提供有偿维修服务。

保修服务时须提供

1、申请保修的DURGOD产品或附件。
2、有效的购买凭证。

质保不包含一下原因导致的问题和损坏:

1、产品正常使用磨损。
2、由于人为原因造成的损坏,包括但不限于因跌落、挤压、碰撞造成的损坏,因液体浸润,化学品腐蚀,异物进入内部造成的损坏。
3、因使用、保养、维护不当造成的损坏。
4、产品被任何未经授权方拆除、维修、批次号去除、涂改至难以辨认等。
5、产品超出保修期。
6、因不可抗力损坏。

了解设备



01 / 快捷键

1	Fn + Q	切换蓝牙设备 1
2	Fn + W	切换蓝牙设备 2
	Fn + E	切换2.4G无线模式
	Fn + R	切换USB模式
	Fn + Backspace	调用板载配置文件
	Fn + WIN	WIN键功能锁定/解锁

02 / 无线开关

03 / 指示灯

指示灯	正常指示状态 *	无线功能状态 **
A	大小写指示灯	蓝牙设备1 连接状态指示灯
	配置文件指示灯	蓝牙设备2 连接状态指示灯
	WIN键功能锁定指示灯	2.4G无线连接状态指示灯
	电量指示灯	

- 当 K330w 日常模连接并可正常使用时,指示灯进入正常指示状态。

** 对应连接模式处在可配对状态时,指示灯快闪。
对应连接模式处在已配对但是无法连接状态时,指示灯慢闪,此时请检查对应的连接设备是否正常。
对应连接模式正确连接上时,指示灯常亮3秒后,进入正常指示状态。

无线参数

键盘	
蓝牙	频率范围:2402MHz-2480MHz 发射功率: < 0dBm
2.4GHz无线	频率范围:2402MHz-2480MHz 发射功率: < 1dBm
接收器	
2.4GHz无线	频率范围:2402MHz-2480MHz 发射功率: < 3dBm

蓝牙设备连接



2

FN+Q / W进入蓝牙模式。

3

初次进入蓝牙模式,对应的指示灯快闪,在支持蓝牙低功耗技术的设备上搜索设备,根据设备提示完成配对,对应指示灯常亮3秒后恢复正常指示状态,如需重新配对,长按FN+Q/W 3秒直至对应指示灯快闪,则可重新进行配对。

2.4G 无线连接



4

FN+E进入2.4G无线模式,设备自动完成连接,对应指示灯常亮3秒后恢复正常指示状态。

USB有线连接



2

FN+R进入USB模式。

获取更多

访问 www.durgod.com,下载DURGOD ZEUS ENGINE,您将获得:

- 最新的固件升级
- 全键盘按键自定义
- 宏编辑功能
- 配置文件板载存储与云存储
- 最新的产品咨询



珠海市宇思电子科技有限公司
珠海市香洲区南屏科技园屏北一路6号南裕丰大厦8楼
客服电话:400-678-3313
客服邮箱:service@durgod.com
技术支持:support@durgod.com

版权所有 © 2017 珠海市宇思电子科技有限公司,保留一切权利,未经书面授权的任何复制及用于商业用途的产品,非开源任何协议,不构成任何形式的承诺。

微功率短距离无线电发射设备使用说明

(一)本产品工作与2400-2483.5MHz频段的通用微功率设备,用于无线键盘数据传送。
(1) 使用频率:2400-2483.5MHz。
(2) 发射功率限值:10mW(e.i.r.p)。
(3) 频率容限:75kHz。
(4) 天线类型:PCB天线。

(二)不得擅自改变使用场景或使用条件,扩大发射频率范围,加大发射功率(包括额外加装射频功率放大器),不得擅自更改发射天线;

(三)不得对其他合法的无线电台(站)产生有害干扰,也不得提出免受有害干扰保护;

(四)应当承受辐射射频能量的工业,科学及医疗(ISM)应用设备的干扰或其他合法的无线电台(站)干扰;

(五)如对其他合法的无线电台(站)产生有害干扰时,应立即停止使用,并采取措施消除干扰后方可继续使用;

(六)在航空器内和依据法律注册,国家有关规定,标准划设的射电天文台,气象雷达站,卫星地球站(含测控,测距,接收,导航站)等军民用无线电台(站),机场等的电磁环境保护区域内使用微功率设备,应当遵守电磁环境保护及相关行业主管部门的规定;

(七)禁止在以机场跑道中心点为圆心,半径5000米的区域内使用各类模型遥控。

(八)本微功率设备的使用应在0-45°C下,使用3.3V-5V电压工作。

DURGOD

快速指南
QUICK GUIDE
K330w



K330w

7 折页 含保修卡　　尺寸:68X125(h)mm