Yealink

Yealink UVC84-CP965 BYOD Meeting Kit

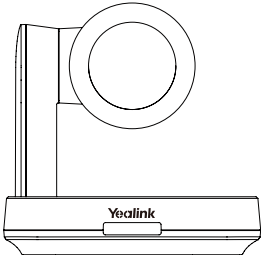

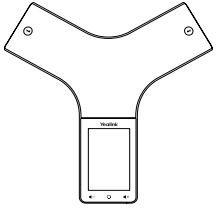

English | 简体中文 | Deutsch | Español | Français

Quick Start Guide(V1.0)

Package Contents

包装清单 -Lieferumfang -Contenido del embalaje -Contenu de l'emballage

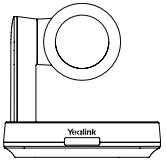

UVC84

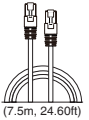

(7.5m, 24.60ft)

Ethernet Cable
网线
Ethernet-Kabel
Cable Ethernet
Câble Ethernet

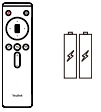

VCR20 Remote Control
VCR20 遥控器
VCR20 Fernbedienung
Mando a distancia VCR20
Télécommande VCR20

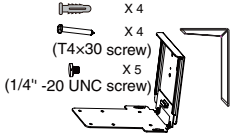

Mounting Bracket and Accessories
支架配件（用于安装主机）
Wandhalterung und Zubehör
Soporte de pared y accesorios
Support muralet accessoires

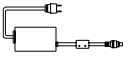

Power Adapter (48V/0.7A)
电源适配器 (48V/0.7A)
Netzteil (48V/0.7A)
Adaptador de corriente (48V/0.7A)
Adaptateur secteur (48V/0.7A)



(2.5m, 8.20ft)

USB Cable
USB 线
USB-Kabel
Cable USB
Câble USB



Velcro×5
魔术贴 ×5
Klettverschluss×5
Velcro×5
Velcro×5



Quick Start Guide
快速入门指南
Kurzanleitung
Guía de inicio rápido
Guide de démarrage rapide

UVC84 Package (Camera)

UVC84 套件 (摄像机) - UVC84 Lieferumfang(Kamera) - Paquete UVC84 (cámara) - Emballage UVC84 (caméra)

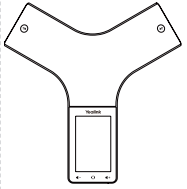

CP965



(7.5m CAT5e UTP)
Ethernet Cable
网线
Ethernet-Kabel
Cable Ethernet
Câble Ethernet



Quick Start Guide
快速入门指南
Kurzanleitung
Guía de inicio rápido
Guide de démarrage rapide



Screwdriverand Screw
螺丝刀和螺丝
Schraubendreher und Schraube
Destornillador y tornillo
Tournevis et vis

CP965 Package (IP Phone)

CP965(IP 会议电话) - CP965(IP-Telefon) - CP965 (Teléfono IP) - CP965 (Téléphone IP)

Note: We recommend that you use the accessories provided or approved by Yealink. The use of unapproved third-party accessories may result in poor performance.
说明：我们推荐使用由亿联提供或经亿联认可的配件。使用未经认可的第三方配件可能会导致性能的下降。
Hinweis: Wir empfehlen die Verwendung von Zubehör, das von Yealink entweder geliefert oder empfohlen wird. Der Gebrauch von Drittanbietern bereitgestellten Zubehörs, das von Yealink nicht freigegeben wurde, kann zu einer verminderten Leistungsfähigkeit führen.
Nota: Utilice siempre accesorios proporcionados o aprobados por Yealink. El uso de accesorios no homologados puede causar un mal funcionamiento del equipo.
Remarque: Nous vous recommandons d'utiliser les accessoires fournis et approuvés par Yealink. L'utilisation d'accessoires tiers non approuvés peut engendrer une perte de capacité des produits.

Connection

连接方式 -Verbindung-Conexión-Connexion

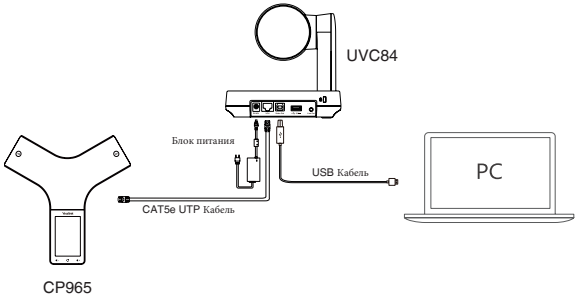

Startup

启动 -Anlaufen-Puesta en marcha-Commencez

The device can be used after power on. If it cannot be used normally due to the low firmware version, please upgrade it through Yealink RoomConnect software.
设备连接上电后即可使用。如因固件版本低无法正常使用，请通过 Yealink RoomConnect 软件进行升级。
Das Gerät kann nach dem Einschalten verwendet werden. Wenn es aufgrund der niedrigen Firmware-Version nicht normal verwendet werden kann, aktualisieren Sie es bitte über die Yealink RoomConnect-Software.
El dispositivo se puede utilizar después de encenderlo. Si no se puede usar normalmente debido a la baja versión del firmware, actualícelo a través del software Yealink RoomConnect.
L'appareil peut être utilisé après la mise sous tension. S'il ne peut pas être utilisé normalement en raison de la faible version du micrologiciel, veuillez le mettre à niveau via le logiciel Yealink RoomConnect.

Regulatory Notices

Operating Ambient Temperatures

- Operating temperature: +14 to 122°F (-10 to 50°C)
- Relative humidity: 5% to 90%, noncondensing
- Storage temperature: -22 to +160°F (-30 to +70°C)

Warranty

Our product warranty is limited only to the unit itself, when used normally in accordance with the operating instructions and the system environment. We are not liable for damage or loss resulting from the use of this product, or for any claim from a third party. We are not liable for problems with Yealink device arising from the use of this product; we are not liable for financial damages, lost profits, claims from third parties, etc., arising from the use of this product.

Explanation of the symbols

- DC symbol

⎓ is the DC voltage symbol.

- WEEE Warning symbol

To avoid the potential effects on the environment and human health as a result of the presence of hazardous substances in electrical and electronic equipment, end users of electrical and electronic equipment should understand the meaning of the crossed-out wheeled bin symbol. Do not dispose of WEEE as unsorted municipal waste and have to collect such WEEE separately.

Restriction of Hazardous Substances Directive (RoHS)

This device complies with the requirements of the EU RoHS Directive. Statements of compliance can be obtained by contacting support@yealink.com.

Safety Instructions

Save these instructions. Read these safety instructions before use!

⚠ General Requirements

- Before you install and use the device, read the safety instructions carefully and observe the situation during operation.
- During the process of storage, transportation, and operation, please always keep the device dry and clean, avoid collision and crash.
- Please attempt not to dismantle the device by yourself. In case of any discrepancy, please contact the appointed maintenance center for repair.
- Please refer to the relevant laws and statutes while using the device. Legal rights of others should be respected as well.

⚠ Environmental Requirements

- Place the device at a well-ventilated place. Do not expose the device under direct sunlight.
- Keep the device dry and free of dusts.
- Do not place the device on or near any inflammable or fire-vulnerable object, such as rubber-made materials.
- Keep the device away from any heat source or bare fire, such as a candle or an electric heater.

⚠ Operating Requirements

- Do not let a child operate the device without guidance.
- Do not let a child play with the device or any accessory in case of accidental swallowing.
- Please use the accessories provided or authorized by the manufacturer only.
- The power supply of the device shall meet the requirements of the input voltage of the device. Please use the provided surge protection power socket only.
- Before plugging or unplugging any cable, make sure that your hands are completely dry.
- Do not spill liquid of any kind on the product or use the equipment near water, for example, near a bathtub, washbowl, kitchen sink, wet basement or near a swimming pool.
- During a thunderstorm, stop using the device and disconnect it from the power supply. Unplug the power plug and the Asymmetric Digital Subscriber Line (ADSL) twisted pair (the radio frequency cable) to avoid lightning strike.
- If the device is left unused for a rather long time, disconnect it from the power supply and unplug the power plug.
- When there is smoke emitted from the device, or some abnormal noise or smell, disconnect the device from the power supply, and unplug the power plug immediately.
- Contact the specified maintenance center for repair.
- Do not insert any object into equipment slots that is not part of the product or auxiliary product.
- Before connecting a cable, connect the grounding cable of the device first. Do not disconnect the grounding cable until you disconnect all other cables.

⚠ Cleaning Requirements

- Before cleaning the device, disconnect it from the power supply.
- Use a piece of soft, dry and anti-static cloth to clean the device.
- Keep the power plug clean and dry.

Troubleshooting

The unit cannot supply power to Yealink device.
There is a bad connection with the plug.
1. Clean the plug with a dry cloth.
2. Connect it to another wall outlet.
The usage environment is out of operating temperature range.
1. Use in the operating temperature range.
The cable between the unit and the Yealink device is connected incorrectly.
1. Connect the cable correctly.
You cannot connect the cable properly.
1. You may have connected a wrong Yealink device.
2. Use the correct power supply.
Some dust, etc., may be in the port.
1. Clean the port.
Contact your dealer or authorized service facility for any further questions.

FCC Statement

This device complies with part 15 of the FCC Rules. Operation is subject to the following two conditions: (1) this device may not cause harmful interference, and (2) this device must accept any interference received, including interference that may cause undesired operation.
Any Changes or modifications not expressly approved by the party responsible for compliance could void the user's authority to operate the equipment.

IC Statement

1.This device complies with Industry Canada's licence-exempt RSSs. Operation is subject to the following two conditions:
(1) this device may not cause interference; and
(2) this device must accept any interference, including interference that may cause undesired operation of the device. CAN ICES-3(B)
Le présent appareil est conforme aux CNR d'Industrie Canada applicables aux appareils radio exempts de licence. L'exploitation est autorisée aux deux conditions suivantes :
(1) l'appareil ne doit pas produire de brouillage;
(2) l'utilisateur de l'appareil doit accepter tout brouillage radioélectrique subi, même si le brouillage est susceptible d'en compromettre le fonctionnement.NMB-3(B)

2.This device meets CS03 Part V.
"This device meets the applicable Innovation, Science and Economic Development
Canada technical specifications. / Ce produit répond à la innovation, des sciences
et de .Développement économique Canada spécifications techniques applicables."

Contact Information

YEALINK NETWORK TECHNOLOGY CO.,LTD.
309, 3rd Floor, No.16, Yun Ding North Road, Huli District, Xiamen City, Fujian, P.R.C
YEALINK (EUROPE) NETWORK TECHNOLOGY B.V.
Strawinskylaan 3127, Atrium Building, 8th floor, 1077ZX Amsterdam, The Netherlands
YEALINK (USA) NETWORK TECHNOLOGY CO., LTD.
999 Peachtree Street Suite 2300, Fulton, Atlanta, GA, 30309, USA
Made in China

CE

Declaration of Conformity

Date of Issue: 30th /Jan/2021
We: YEALINK (XIAMEN) NETWORK TECHNOLOGY CO., LTD,
Address: 309, 3rd Floor, No.16, Yun Ding North Road, Huli District,
Xiamen City, Fujian, P.R.C

Declare that the product
Type: Video Conferencing Camera
Model: UVC84

meets the essential requirements and other relevant provisions
according to the following EC directive Directive: 2014/30/EU,
2014/35/EU,RED 2014/53/EU

Conformity
The product complies with the following standards:
Safety: **EN 62368-1:2014+A11:2017**
EMC:EN 55032:2015
EN 55035:2017
EN61000-3-2: 2014
EN61000-3-3: 2013
Radio: ETSI EN 301 489-1 V2.2.3,
ETSI EN 301 489-3 V2.1.1,
ETSI EN 301 489-17 V3.2.2,
ETSI EN 300 328 V2.2.3;
ETSI EN 301 893 V2.1.1
EN 300 440 V2.2.1

Health: N 62311:2008; EN62479:2010

Directive 2011/65/EU and (EU)2015/863 of the European Parliament and of the Council of 8 June 2011 and 4 June 2015 on the restriction of the use of certain hazardous substances in electrical and electronic equipment(RoHS 2.0)

Directive 2012/19/EU of the European Parliament and of the Council of 4.July.2012 on Waste electrical and electronic equipment(WEEE)

Regulation (EC) No.1907/2006 of the European Parliament and of the Council of 18.December.2006 on Registration, Evaluation, Authorization, and Restriction of Chemicals (REACH)ber.2006 on Registration, Evaluation, Authorization, and Restriction of Chemicals (REACH)

NAME: Stone Lu
DATE: 30/ Jan /2021
TITLE: Vice President

YEALINK (EUROPE) NETWORK TECHNOLOGY B.V.
Address: Strawinskylaan 3127, Atrium Building, 8th floor,
1077ZX Amsterdam, the Netherlands
Telephone: +31 (0) 64 61 11 373
Email: EUROPE@Yealink.com

CE

Declaration of Conformity

We,
YEALINK(XIAMEN) NETWORK TECHNOLOGY CO.,LTD
Address: 309, 3rd Floor, No.16, Yun Ding North Road,
Huli District, Xiamen City, Fujian, P.R. China

CE DATE: 18th /August/2021
declare that the product
Type: HD IP Conference Phone
Model: CP965

meets the essential requirements and other relevant provisions according to the following EC directive
Directive: 2014/30/EU, 2014/35/EU,RED 2014/53/EU
Conformity
The product complies with the following standards:
Safety : **EN 62368-1:2014+A11:2017**
EMC: **EN 55032:2015**
EN 55035:2017
EN61000-3-2: 2019
EN61000-3-3: 2013+A1:2019
Radio: ETSI EN 301 489-1 V2.1.1,
ETSI EN 301 489-6 V2.1.1,
ETSI EN 301 489-17 V3.1.1,
ETSI EN 300 328 V2.1.1,
ETSI EN 301 893 V2.1.1,
EN 301 406 V2.2.2
Health :EN 62311:2008
Directive 2011/65/EU and (EU)2015/863 of the European Parliament and of the Council of 8 June 2011 and 4 June 2015 on the restriction of the use of certain hazardous substances in electrical and electronic equipment(RoHS 2.0)
Directive 2012/19/EU of the European Parliament and of the Council of 4.July.2012 on Waste electrical and electronic equipment(WEEE)
Regulation (EC) No.1907/2006 of the European Parliament and of the Council of 18.December.2006 on Registration, Evaluation, Authorization, and Restriction of Chemicals

NAME: Huahu Wang
DATE:
TITLE: Manager

YEALINK NETWORK TECHNOLOGY CO.,LTD Yealink

About Yealink

Yealink (Stock Code: 300628) is a global-leading provider of Unified Communication & Collaboration Solutions specialized in video conferencing, voice communications, and collaboration, dedicated to helping every person and organization embrace the power of "Easy Collaboration, High Productivity".

With best-in-class quality, innovative technology, and user-friendly experiences, Yealink is one of the best providers in more than 140 countries and regions, ranks No.1 in the global market share of IP Phone, and is the Top 5 leader in the video conferencing market (Frost & Sullivan, 2021).

Technical Support

Visit Yealink WIKI (http://support.yealink.com/) for firmware downloads, product documents, FAQ, and more. For better service, we sincerely recommend you to use Yealink Ticketing system (https://ticket.yealink.com) to submit all your technical issues.

YEALINK(XIAMEN) NETWORK TECHNOLOGY CO., LTD.
Web: www.yealink.com
Addr: No.1 Ling-Xia North Road, High Tech Park, Huli District, Xiamen, Fujian, P.R.C
Copyright©2022 Yealink Inc. All rights reserved.

430104002145