MCHOSE



R9 Lightweight Esports Headset

User Manual

Note: The illustrations in this manual are for reference only. Please refer to the actual product.

MCHOSE

YOUNG'S CHOICE

• English

PRODUCT OVERVIEW

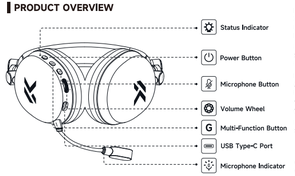

BT Pairing: Red and blue lights flash alternately; BT Connected: Blue light flashes slowly
2.4 GHz Pairing: Red and green lights flash alternately; 2.4 GHz Connected: Green light flashes slowly
Charging: Red light stays on; Fully Charged: Green light stays on
Low Battery: Red light flashes slowly

Power On/Off: Press and hold for about 3 seconds
Switch Connection Mode: Double-press
Battery Level Voice Prompt: Single-press

Microphone On/Off: Single-press
Answer/End Call: Double-press
Reject Incoming Call: Press and hold for about 1.5 seconds

Volume Up: Scroll up
Volume Down: Scroll down

Play/Pause: Single-press
Switch Audio Effect: Double-press

Microphone On: Blue light stays on
Microphone Off: Blue light turns off

2.4 GHZ CONNECTION:

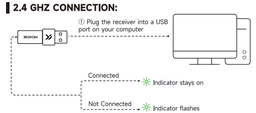

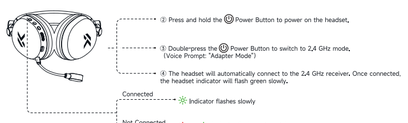

* Receiver Re-Pairing: With the headset in 2.4 GHz mode, press and hold the Ⓖ [button] for 5 seconds until the white indicator flashes rapidly three times. Insert the USB receiver into your computer. When the receiver's green indicator stays on, 2.4 GHz re-pairing is complete.
* When pairing manually, keep the headset as close to the receiver as possible.

BT CONNECTION

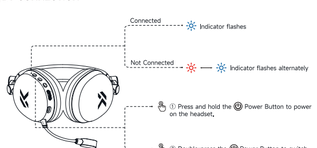

* BT Device Name: MCHOSE R9
* BT Re-Pairing: With the headset powered on and in BT mode, press and hold the Ⓖ [button] for 5 seconds until the white indicator flashes rapidly three times. The headset will then reenter BT pairing mode. If no connection is established within 5 minutes, the headset will automatically power off.

DRIVER INTRODUCTION

Desktop App Driver: https://www.mchose.store/pages/mchose-hub
Open the URL in a browser, click on **Download M HUB Driver** and then download and install it.
Note: The MHUB desktop app driver currently supports only Windows 10 or later; Windows 7 and macOS are not supported.

SOUND CARD MODE / HEADSET CHARGING

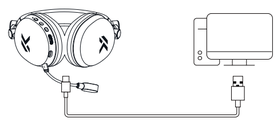

* With the headset powered on, connect it to your computer using the USB cable. The headset will automatically switch to Sound Card Mode.
* Double-press the Power Button to cycle between [Adapter Mode] / [BT Mode] / [Sound Card Mode].
* To charge the headset, connect the USB Type-C end of the cable to the headset and the other end to a USB port on your computer.
* Low Battery: Red indicator flashes slowly; Charging: Red indicator stays on; Fully Charged: Green indicator stays on
* Single-press the Power Button to hear the current battery level via voice prompt.

PRODUCT SPECIFICATIONS

Gaming Headset:
Radio Frequency: 2.4 GHz
Operating Frequency: 2402~2480MHz
Max Output power: <10dBm

Modulation Mode: GFSK, π/4-DQPSK, 8DPSK
Operating Frequency: 2400~2483.5MHz
Max Output power: <10dBm

Wireless Dongle:
Radio Frequency: 2.4 GHz
Operating Frequency: 2402~2480MHz
Max Output power: <10dBm

NOTICE

This device has been tested and found to comply with the limits for a Class B digital device under FCC Part 15. These limits are designed to provide reasonable protection against harmful interference in residential installations. This device generates, uses, and can radiate radio frequency energy, and if not installed and used under the instructions, may cause harmful interference to radio communications. However, there is no guarantee that interference will not occur in a particular installation. If this device does cause harmful interference to radio or television reception (which can be determined by turning the device on and off), we encourage the user to try one or more of the following measures to correct the interference:

• Reorient or relocate the receiving antenna.
• Increase the distance between the device and receiver.
• Connect the device to a different circuit from the one to which the receiver is connected.
• Consult the dealer or an experienced radio/TV technician for help.

Changes or modifications not expressly approved by the responsible party could void the user's authority to operate the equipment.
This device complies with Part 15 of the FCC Rules.
The operation is subject to the following two conditions:
(1) This device may not cause harmful interference.
(2) This device must accept any interference received, including interference that may cause undesired operation.

⚠ CHARGING INSTRUCTION

1. It is recommended to charge the headset only through a computer USB port.
2. Do not use a power adapter with excessive voltage or current to charge the headset.
3. Keep the headset away from high-temperature devices while charging.
4. Turn off the power switch when the headset will not be used for an extended period.
5. Do not use low-quality or non-standard power adapters to charge the headset.

The above charging instructions also apply to other rechargeable devices, including keyboards, mice, headsets, speakers, and similar products.

WARRANTY & SUPPORT

Thank you for choosing MCHOSE.
This product is covered by a limited 2-year warranty. Warranty terms and coverage periods may vary by country or region. For detailed information, please visit our official website.
During the warranty period, this warranty covers defects in materials, workmanship, and functional issues under normal use.
This warranty applies only to products purchased through official MCHOSE channels or authorized resellers.
For warranty support, please contact MCHOSE or your original seller and provide:
• Product model, purchase date & channel
• Name, email, phone number, and shipping address
• If the product was purchased through a local distributor or reseller, please contact them directly for after-sales support.

Exclusions
• This warranty does not cover damage caused by misuse, accidents, unauthorized modification or repair, improper use, or normal wear and tear.
• Products without valid proof of purchase may be treated as unauthorized products, and MCHOSE reserves the right to deny warranty or support service.

Statement of compliance with EU directive
2014/53/EU
2011/65/EU & 2015/863/EU

MCHOSE COMPLIANCE AND DOCUMENTS OF CONFORMITY

Hereby, Zhishi Intelligent Technology (Dongguan) Co., Ltd. declares that the radio equipment type, gaming Headset, model R9, is in compliance with Directive 2014/53/EU.

The full text of the EU declaration of conformity is available at the following internet address:
https://support.mchose.store/hc/en-us/articles/5197658585102B-MCHOSE-Compliance-and-Documents-of-Conformity

Manufacturer: Zhishi Intelligent Technology (Dongguan) Co., Ltd.
Address: Room 301, Building 2, No.6, Daji 3rd Road, Hengnan, Shipai Town, Dongguan City, Guangdong Province, China
Company: Shenzhen Zhishi Intelligent Technology Co., Ltd
Address: A3401, Rongde Times Square, Huaqiao New Village, Henggang Street, Longgang District, Shenzhen, Guangdong, China
Website: www.mchose.store