MCHOSE



V7 Lightweight Wireless Mouse

User Manual

Warm Reminder: The product images shown are for illustrative purposes only; the actual product shall prevail.

• English

PRODUCT OVERVIEW

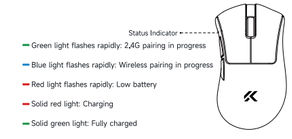

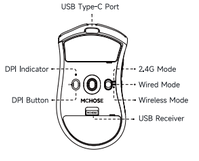

CONNECTION METHODS

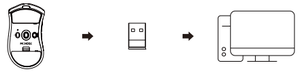

2.4G Connection:

• Set the mode switch to 【2.4G】.
• Remove the USB receiver from the storage compartment.
• Plug the receiver into a USB port on your computer.
• Manual pairing (the mouse and receiver are paired by default at the factory): Press and hold the 【left, middle, and right mouse buttons】 simultaneously for approximately 5 seconds until the indicator light flashes rapidly, indicating that pairing mode is active. Plug the USB receiver into a USB port on your computer and place the mouse within 20 cm of the receiver. The indicator light will turn off once the connection is successful.



Charging / Wired Connection:

• Connect the Type-C end of the included USB cable to the corresponding port on the mouse, and plug the USB end into a USB port on your computer.
• Once the USB cable is connected, the mouse will automatically switch to Wired Mode and begin charging.

MCHOSE

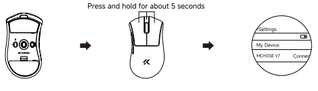

BT WIRELESS CONNECTION:

• Set the switch to 【BT】, then search for and connect to 【**MCHOSE V7**】 in your device list.
• If the connection is unsuccessful, press and hold the 【left, middle, and right mouse buttons】 simultaneously for approximately 5 seconds until the indicator light flashes rapidly, indicating that pairing mode is active. Then try connecting again. The indicator light will turn off once the connection is successful.

DPI ADJUSTMENT

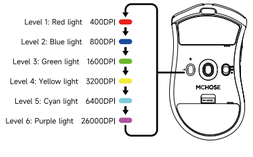

DRIVER INTRODUCTION

Web Driver: https://www.mchose.store/pages/mchose-hub
Note: Open the URL in a browser, click on **【Open M HUB WEB】> 【Initialize Device】> 【Allow Browser Access】**, and then select the corresponding product model to connect.

Desktop App Driver: https://www.mchose.store/pages/mchose-hub
Open the URL in a browser, click on **Download M HUB Driver** and then download and install it.
Note: The MHUB desktop app driver currently supports only Windows 10 and above; Windows 7 and macOS are not supported at this time.

PRODUCT SPECIFICATIONS

Mouse:
Radio Frequency: 2.4 GHz
Operating Frequency: 2402-2480MHz
Max Output power: ≤10dBm

Wireless Dongle:
Radio Frequency: 2.4 GHz
Operating Frequency: 2402-2480MHz
Max Output power: ≤10dBm

Radio Frequency: BT
Operating Frequency: 2400-2483.5MHz
Max Output power: ≤10dBm

BATTERY STATUS INDICATOR

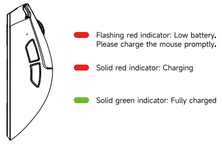

YOUNG'S CHOICE

NOTICE

This device has been tested and complies with the limits for Class B digital devices under Part 15 of the FCC Rules. These limits are designed to provide reasonable protection against harmful interference in residential installations. This device generates, uses, and can radiate radio frequency energy, and if not installed and used under the instructions, may cause harmful interference to radio communications. However, there is no guarantee that interference will not occur in a particular installation. If this device does cause harmful interference to radio or television reception (which can be determined by turning the device on and off), we encourage the user to try one or more of the following measures to correct the interference:
• Reorient or relocate the receiving antenna.
• Increase the distance between the device and receiver.
• Connect the device to a different circuit from the one to which the receiver is connected.
• Consult the dealer or an experienced radio/TV technician for help.
Changes or modifications not expressly approved by the responsible party could void the user's authority to operate the equipment.
This device complies with Part 15 of the FCC Rules.
The operation is subject to the following two conditions:
(1) This device may not cause harmful interference.
(2) This device must accept any interference received, including interference that may cause undesired operation.

⚠ CHARGING INSTRUCTION

1. It is recommended to charge the mouse only via the computer's USB port.
2. Do not use low-quality, non-standard power adapters to charge the mouse.
3. Do not use over-voltage or over-current power adapters to charge the mouse.
4. Keep the mouse away from high-temperature devices during charging.
5. Turn off the power switch when the mouse is not in use for an extended period.

The above charging instructions also apply to other rechargeable devices (keyboard, mouse, headset, speakers, etc.).

WARRANTY & SUPPORT

Thank you for choosing MCHOSE.
This product is covered by a limited 2-year warranty. Warranty terms and coverage periods may vary by country or region. For detailed information, please visit our official website.
During the warranty period, this warranty covers defects in materials, workmanship, and functional issues under normal use.
This warranty applies only to products purchased through official MCHOSE channels or authorized resellers.
For warranty support, please contact MCHOSE or your original seller and provide:
• Product model, purchase date & channel
• Name, email, phone number, and shipping address
• If the product was purchased through a local distributor or reseller, please contact them directly for after-sales support.

Exclusions
• This warranty does not cover damage caused by misuse, accidents, unauthorized modification or repair, improper use, or normal wear and tear.
• Products without valid proof of purchase may be treated as unauthorized products, and MCHOSE reserves the right to deny warranty or support service.

Statement of compliance with EU directive
2014/53/EU
2011/65/EU & 2015/863/EU

MCHOSE COMPLIANCE AND DOCUMENTS OF CONFORMITY

Hereby, Zhishi Intelligent Technology (Dongguan) Co., Ltd. declares that the radio equipment type, wireless mouse, model V7, is in compliance with Directive 2014/53/EU.

The full text of the EU declaration of conformity is available at the following internet address:
https://support.mchose.store/hc/en-us/articles/5197658385102-MCHOSE-Compliance-and-Documents-of-Conformity

Manufacturer: Zhishi Intelligent Technology (Dongguan) Co., Ltd.
Address: Room 301, Building 2, No.6, Daji 3rd Road, Hengshan, Shipai Town, Dongguan City, Guangdong Province, China
Company: Shenzhen Zhishi Intelligent Technology Co., Ltd
Address: A3401, Rongde Times Square, Huaqiao New Village, Henggang Street, Longgang District, Shenzhen, Guangdong, China
Website: www.mchose.store