LIAN LI
Feel the difference

GA II LCD 280 / 360

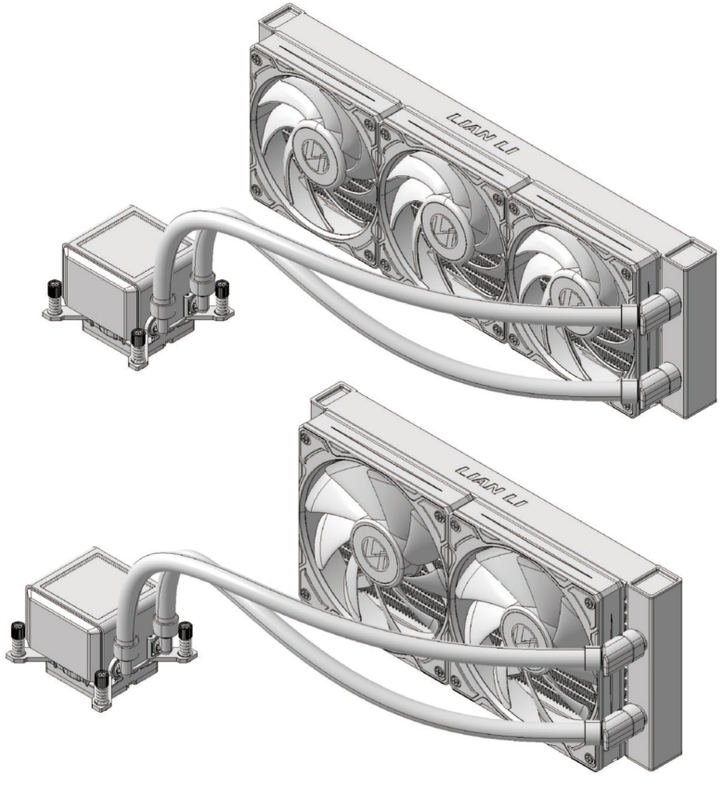

INSTALLATION GUIDE/安裝指南/GUIDE D'INSTALLATION/INSTALLATIONSANLEITUNG

Hardware List/零件盒部品一覽表/Liste du matériel/Hardwareliste

Ⓐ  X 1	Ⓑ  X 2	Ⓒ  X 4
Ⓓ  Spare/備用/ De rechange/Ersatzteil X 1	Ⓔ  Shin-Etsu 7783 信越 7783 Spare/備用/ De rechange/Ersatzteil (1 g) X 1	Ⓕ  280 X 8 360 X 12
Ⓖ  280 X 8 360 X 12	Ⓗ  X 2	Ⓘ  X 1
Ⓙ 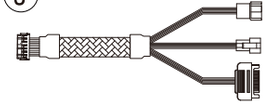 X 1	Ⓚ  Spare/備用/ De rechange/Ersatzteil X 1	Ⓛ 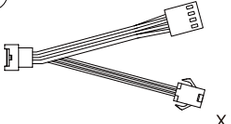 X 1

Intel Platform Installation/Intel 背架使用說明/Installation de la plate-forme Intel/ Installation der Intel-Plattform

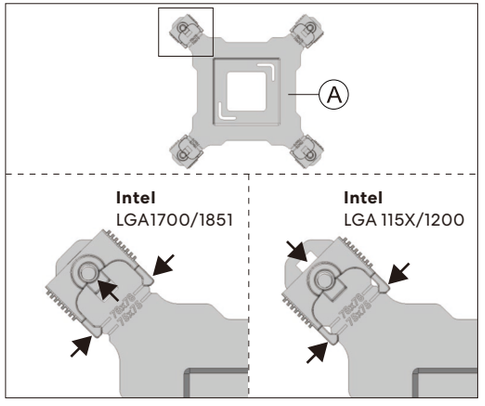

Tubes orienting to the bottom has the best performance/
水管方向朝下為最佳效能安裝方式/
Les tubes orientés vers le bas offrent les meilleures performances/
Die Ausrichtung der Rohre nach unten bietet die beste Leistung.

Screw the opposite corner in order/
依斜對角順序鎖螺絲/
Visser le coin opposé dans l'ordre/
Schrauben Sie die gegenüberliegende Ecke der Reihe nach fest

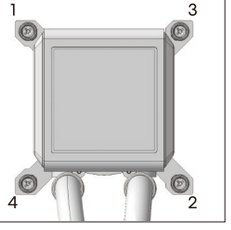

Adjust the retention ring & thumbscrew cap position/調整支架和螺帽位置/ Ajuster la position de l'anneau de retenue et du capuchon à vis/ Den Sicherungsring und die Position der Daumenschraubenkappe anpassen

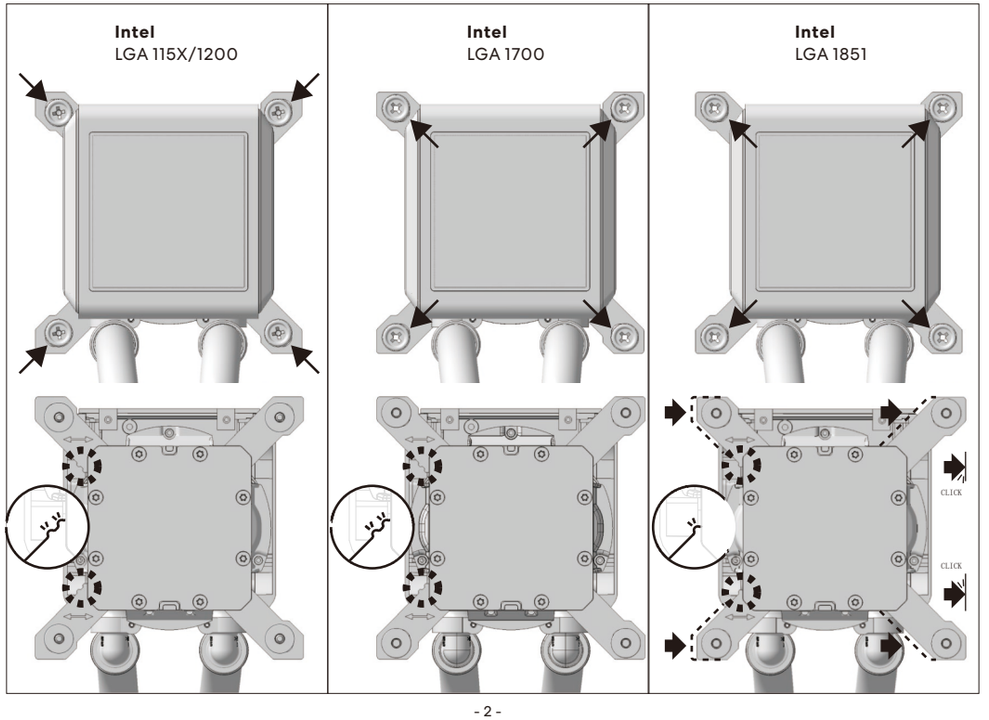

GA II LCD 280 / 360

Intel LGA 115X/1200/1700/1851

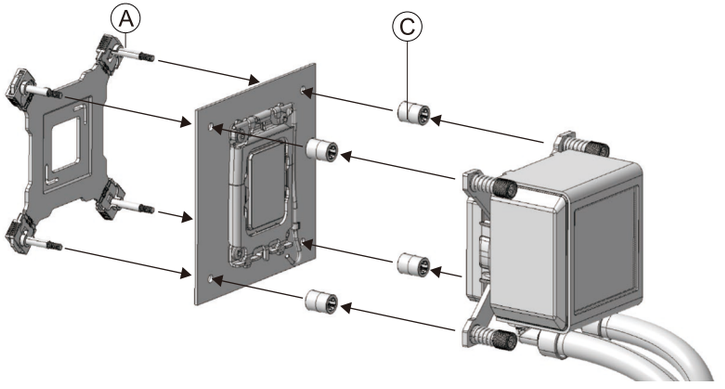

AMD Platform Installation/AMD 背架使用說明/Installation de la plate-forme AMD/ Installation der AMD-Plattform

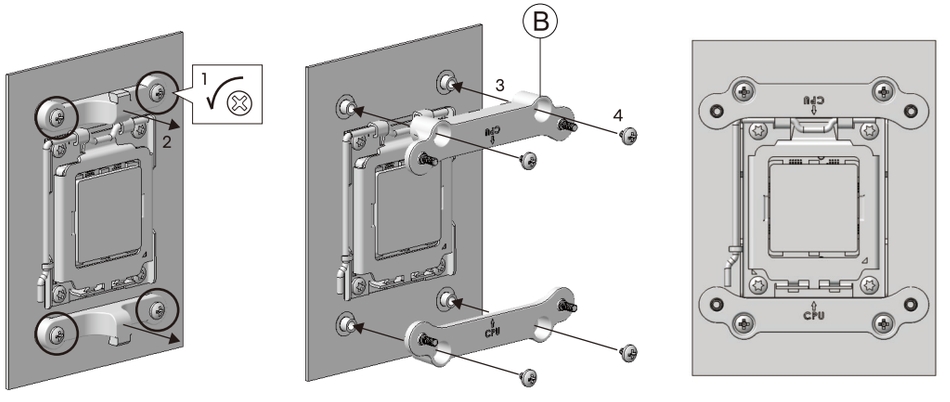

AMD AM4/AM5

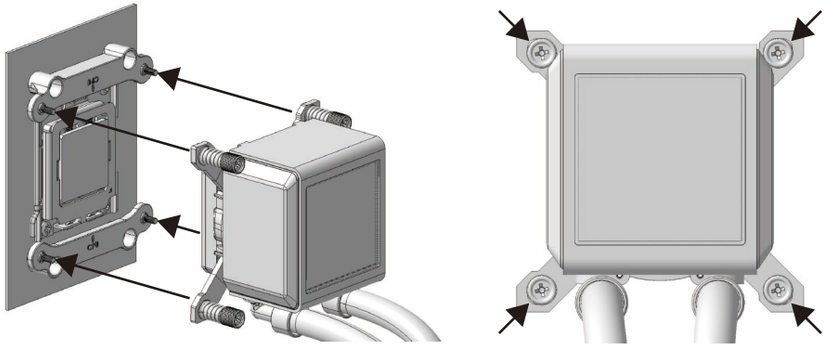

Mount in the chassis/安裝於機箱/Monter dans le châssis/Im Gehäuse montieren

360 x 12 pcs
280 x 8 pcs

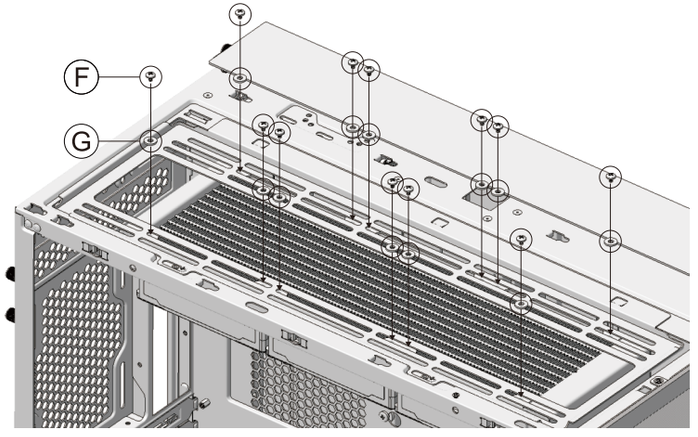

Use of Velcro Straps/束帶使用/Utilisation de sangles Velcro/ Verwendung von Klettbändern

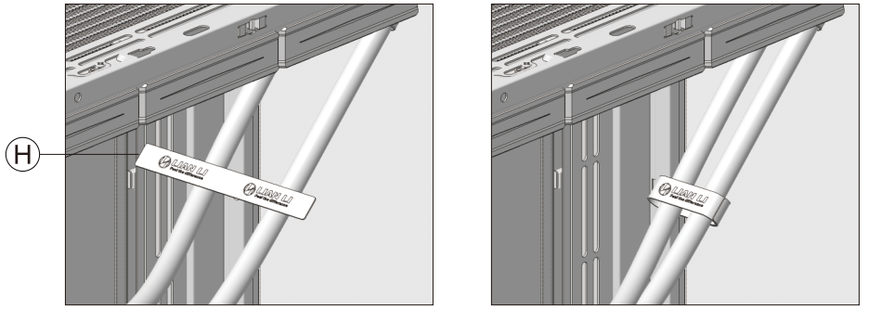

Fan removal/風扇拆卸/Retrait du ventilateur/Lüfter entfernen

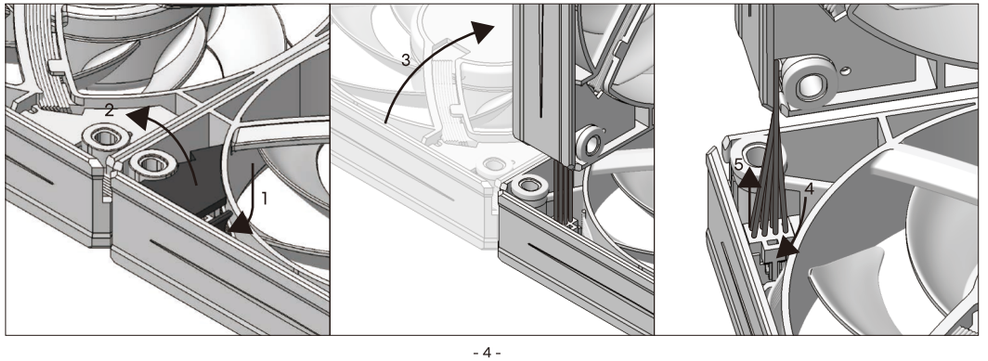

GA II LCD 280 / 360

Cable Connection Guide/接線指南/Guide de connexion des câbles/ Kabelanschlussanleitung

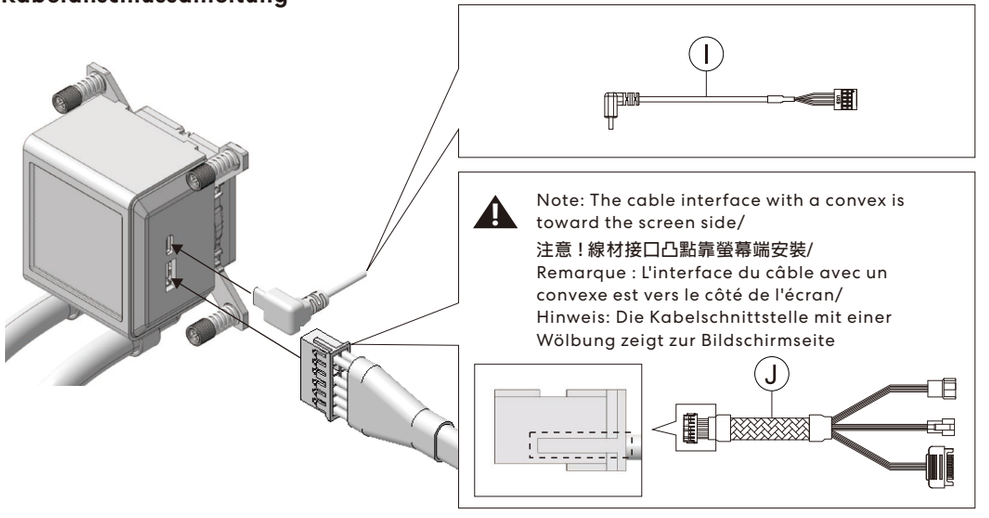

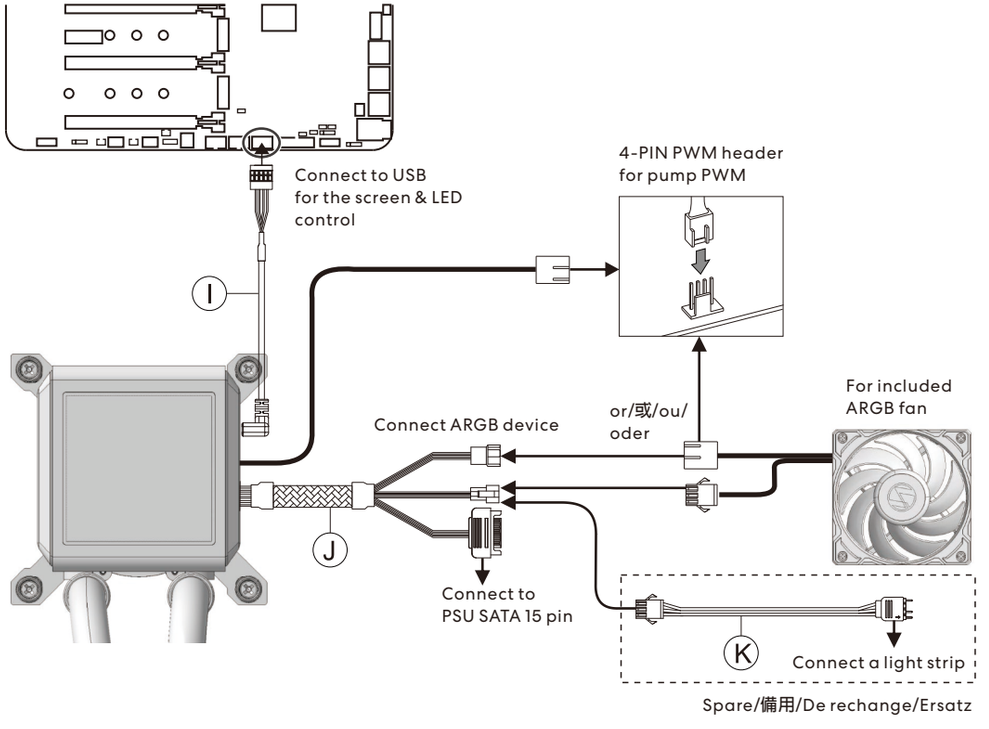

Spare/備用/De rechange/Ersatz

GA II LCD 280 / 360

Cable Connection Guide/接線指南/Guide de connexion des câbles/ Kabelanschlussanleitung

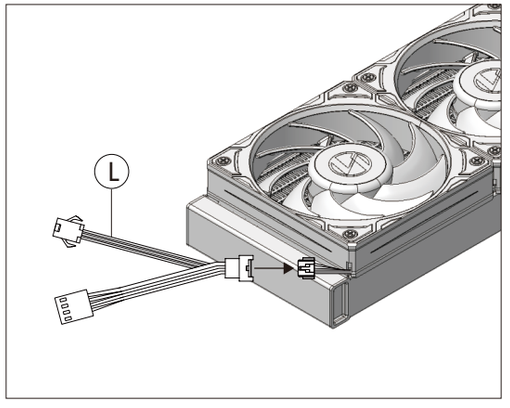

Apply thermal paste/塗上散熱膏步驟/Appliquer de la pâte thermique/ Wärmeleitpaste auftragen

Note: Apply on the second installation/
注意：第二次安裝才需要使用/
Remarque : Appliquer sur la deuxième installation/
Hinweis: Beim zweiten Einbau anwenden

Spare/備用/De rechange/Ersatz

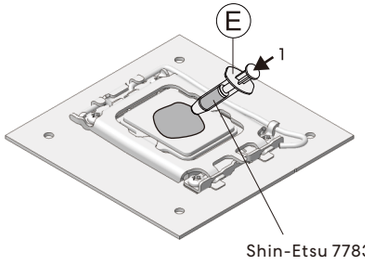

Spare/備用/De rechange/Ersatz

