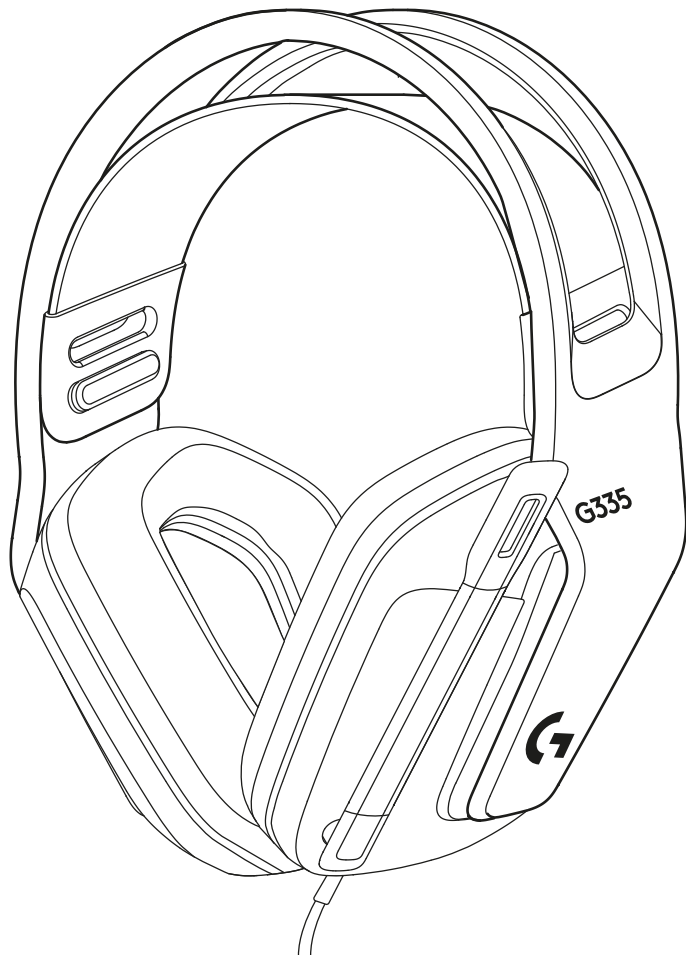


G335

Wired Gaming Headset
Casque gaming filaire

SETUP GUIDE | GUIDE D'INSTALLATION

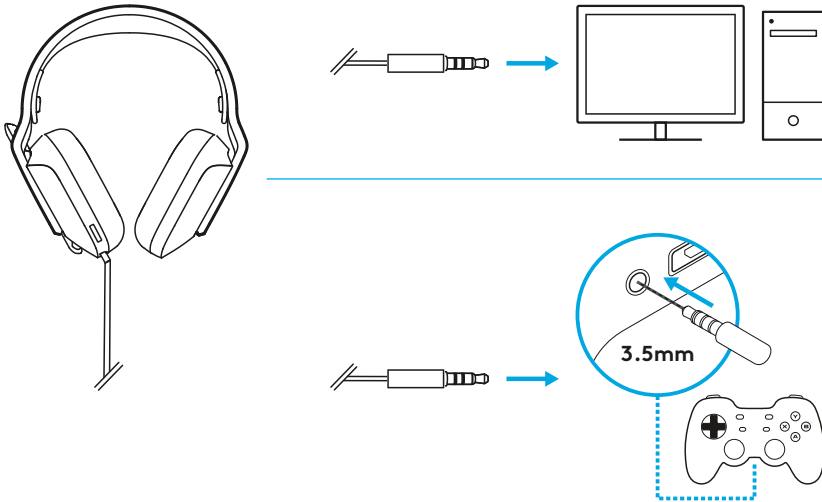




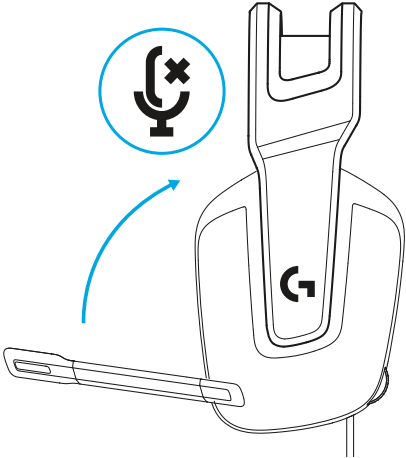
ENGLISH	3
FRANÇAIS	6
ESPAÑOL	9
PORTUGUÊS	12

SETUP INSTRUCTIONS

Plug 3.5mm connector into platform,
PC or Console controller (Xbox or PlayStation).

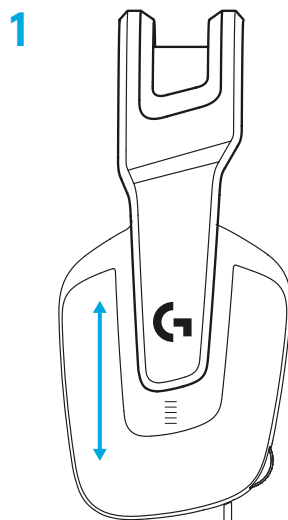


Flip boom up to mute.

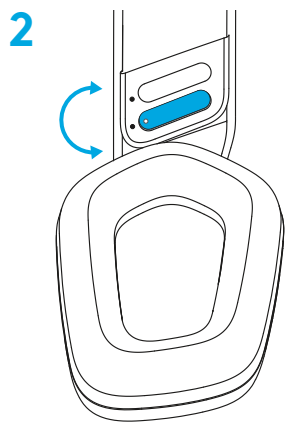


SIZE ADJUSTMENT

1 Adjust earcup to adjust size.

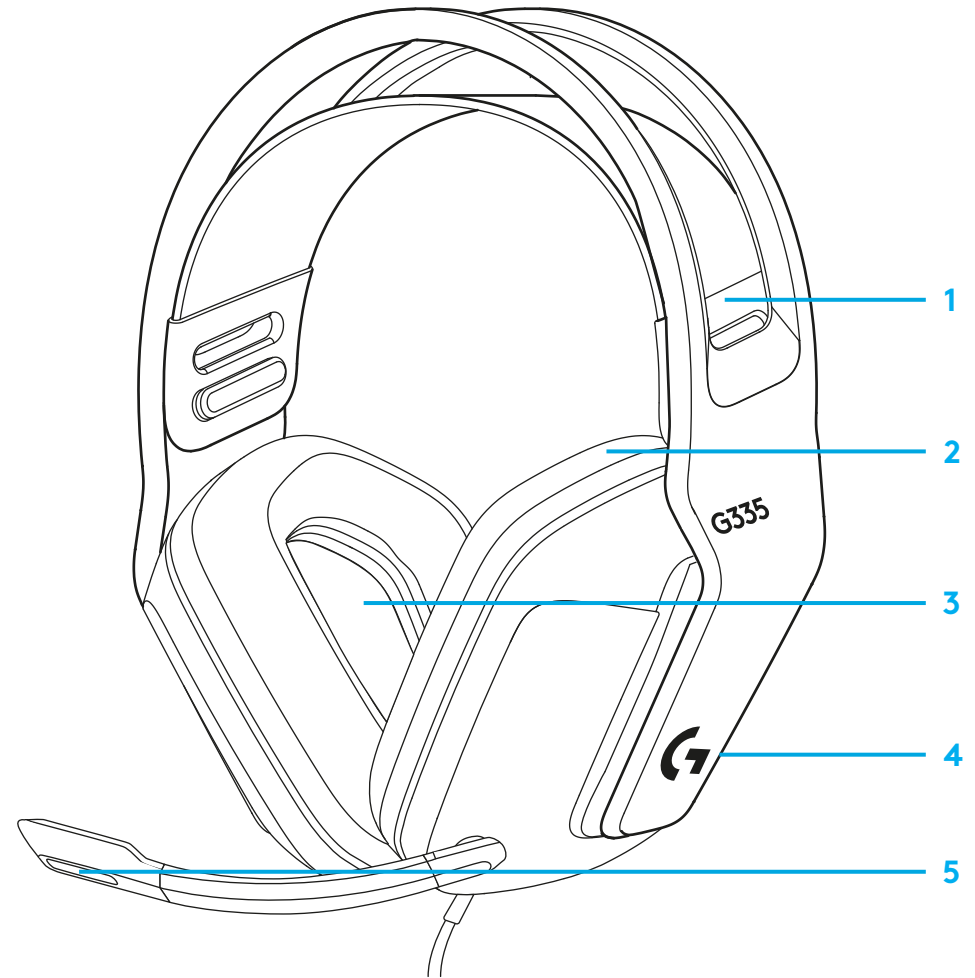


2 Adjust strap to adjust size.



FEATURES

- 1 Adjustable, reversible suspension band
- 2 Memory foam earpads
- 3 40 mm drivers
- 4 On-ear volume control
- 5 Flip-to-mute 6-mm mic

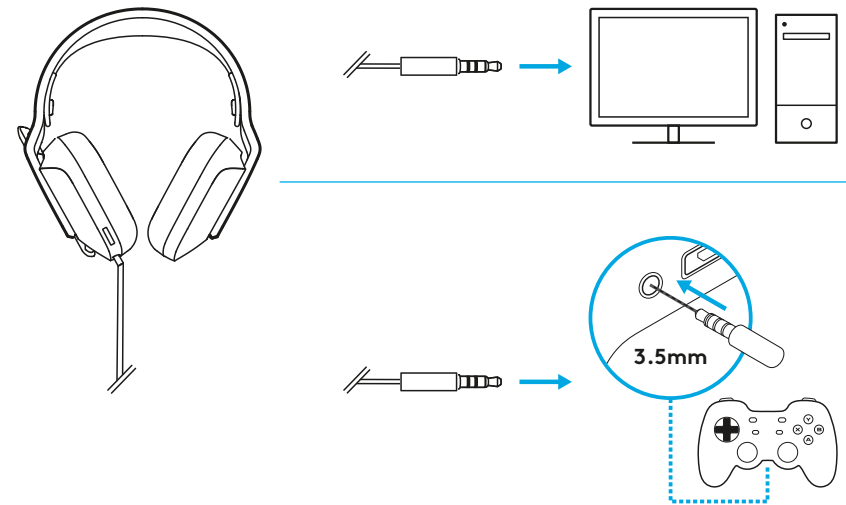


QUESTIONS?

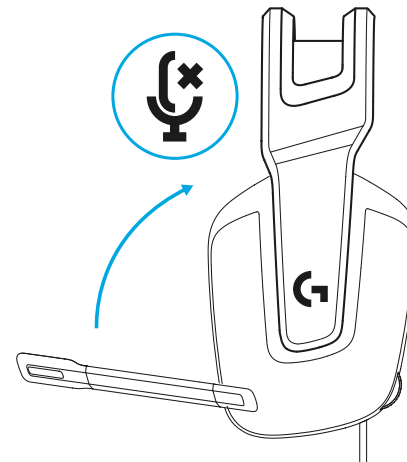
logitechG.com/support/G335

INSTRUCTIONS D'INSTALLATION

Branchez le connecteur 3,5 mm à la plate-forme, le PC ou la manette de la console (Xbox ou PlayStation).

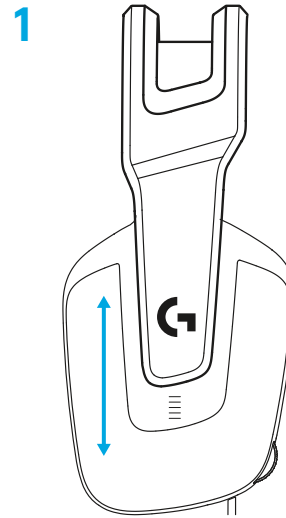


Déplacez la tige du micro vers le haut pour mettre en sourdine.

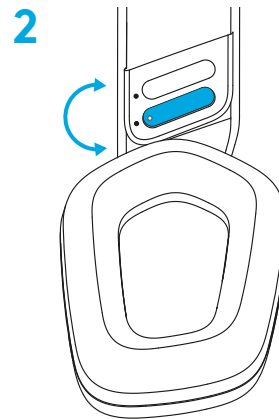


RÉGLAGE DE LA TAILLE

1 Ajustez l'oreillette pour ajuster la taille.

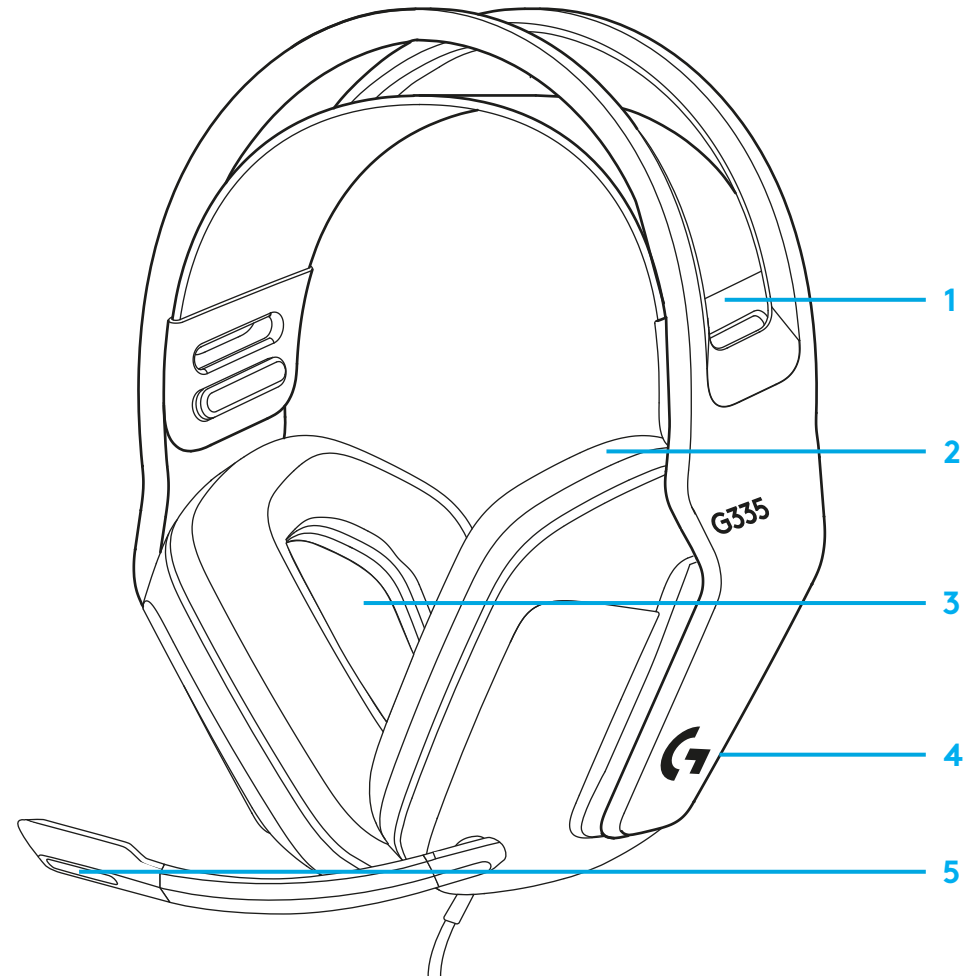


2 Ajustez l'attache pour ajuster la taille.



CARACTÉRISTIQUES

- 1 Bandeau de suspension réglable et réversible
- 2 Oreillettes à mémoire de forme
- 3 Transducteurs 40 mm
- 4 Contrôle du volume sur l'oreillette
- 5 Micro 6 mm avec fonction sourdine flip-up

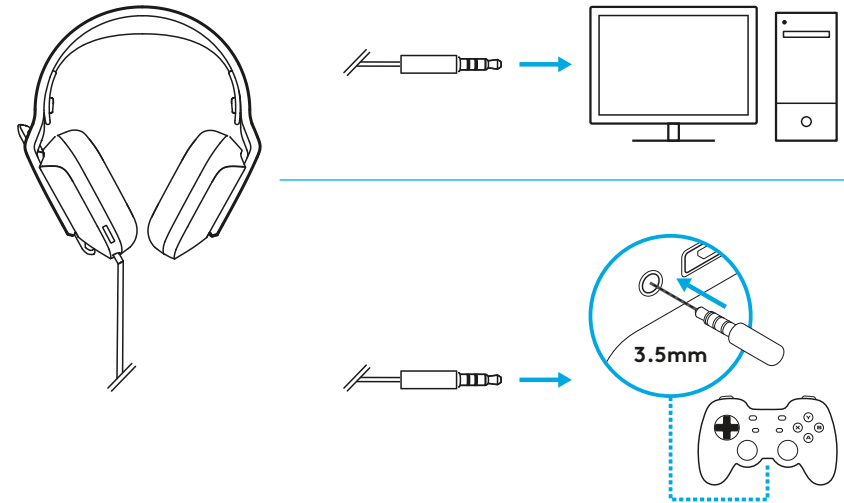


DES QUESTIONS?

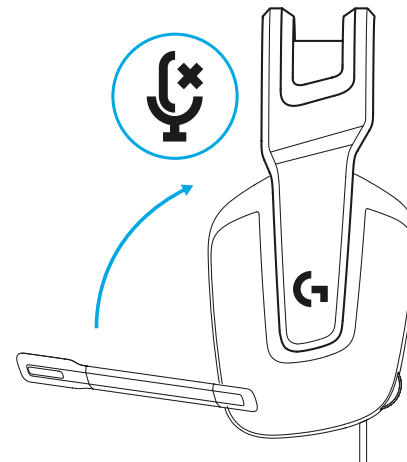
logitechG.com/support/G335

INSTRUCCIONES DE INSTALACIÓN

Conecta el conector de 3,5 mm a la plataforma, PC o controlador de consola (Xbox o PlayStation).

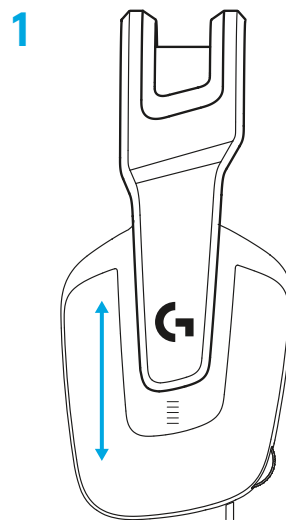


Gira hacia arriba la varilla del micrófono para silenciarlo.

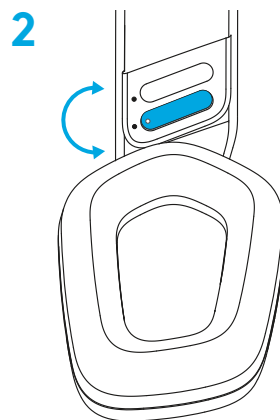


AJUSTE DE TAMAÑO

1 Ajusta la copa para ajustar el tamaño.

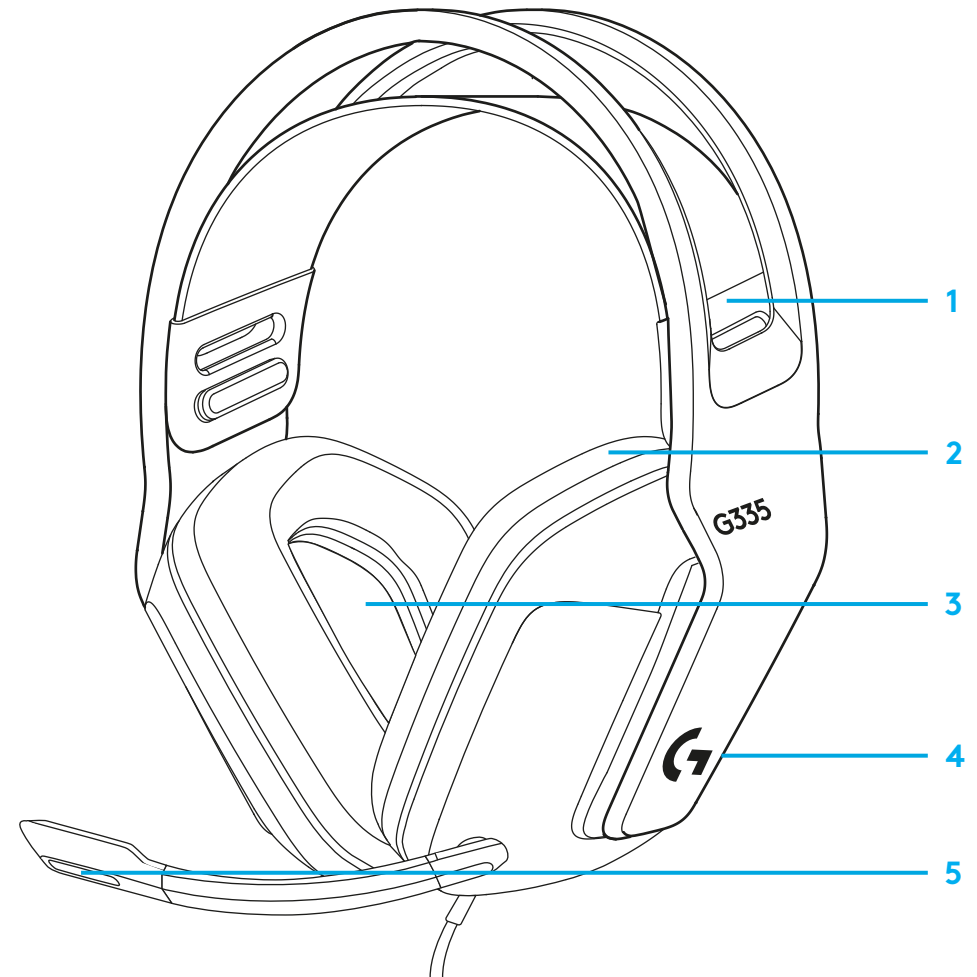


2 Ajusta la cinta para ajustar el tamaño.



CARACTERÍSTICAS

- 1 Banda de suspensión ajustable y reversible
- 2 Almohadillas de espuma viscoelástica
- 3 Transductores de 40 mm
- 4 Control de volumen en el audífono
- 5 Micrófono volteable para silenciar de 6 mm

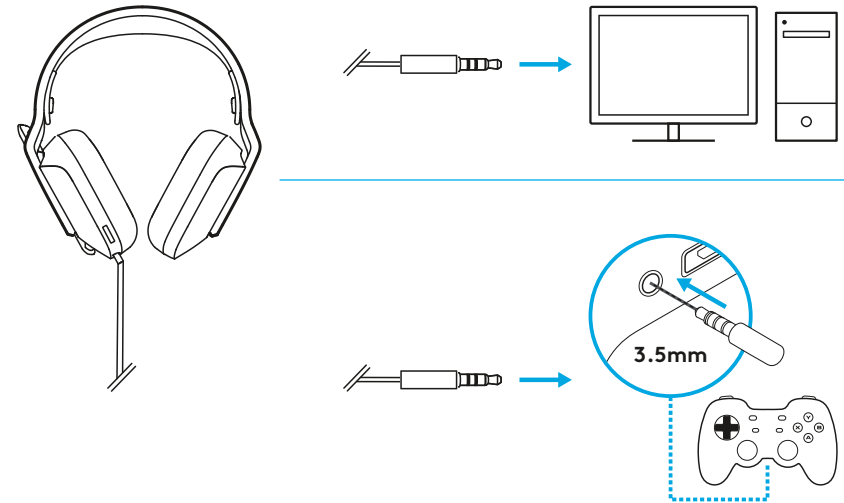


¿PREGUNTAS?

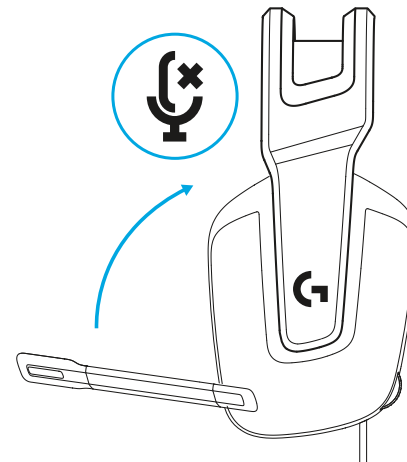
logitechG.com/support/G335

INSTRUÇÕES DE CONFIGURAÇÃO

Conecte o conector de 3,5 mm na plataforma, PC ou controlador de console (Xbox ou PlayStation).

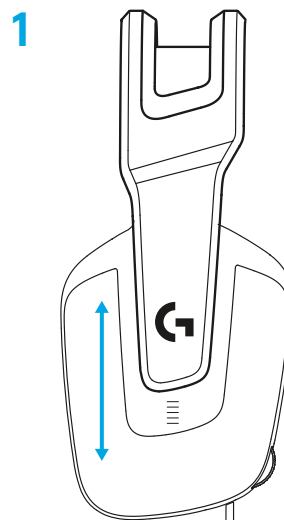


Mova o braço do microfone para cima para ativar mudo

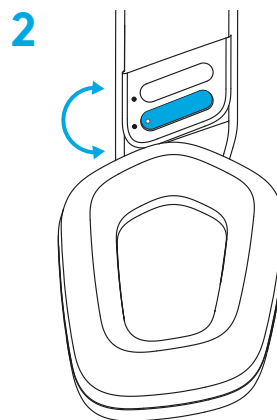


AJUSTE DE TAMANHO

1 Ajuste o fone de ouvido para ajustar o tamanho.

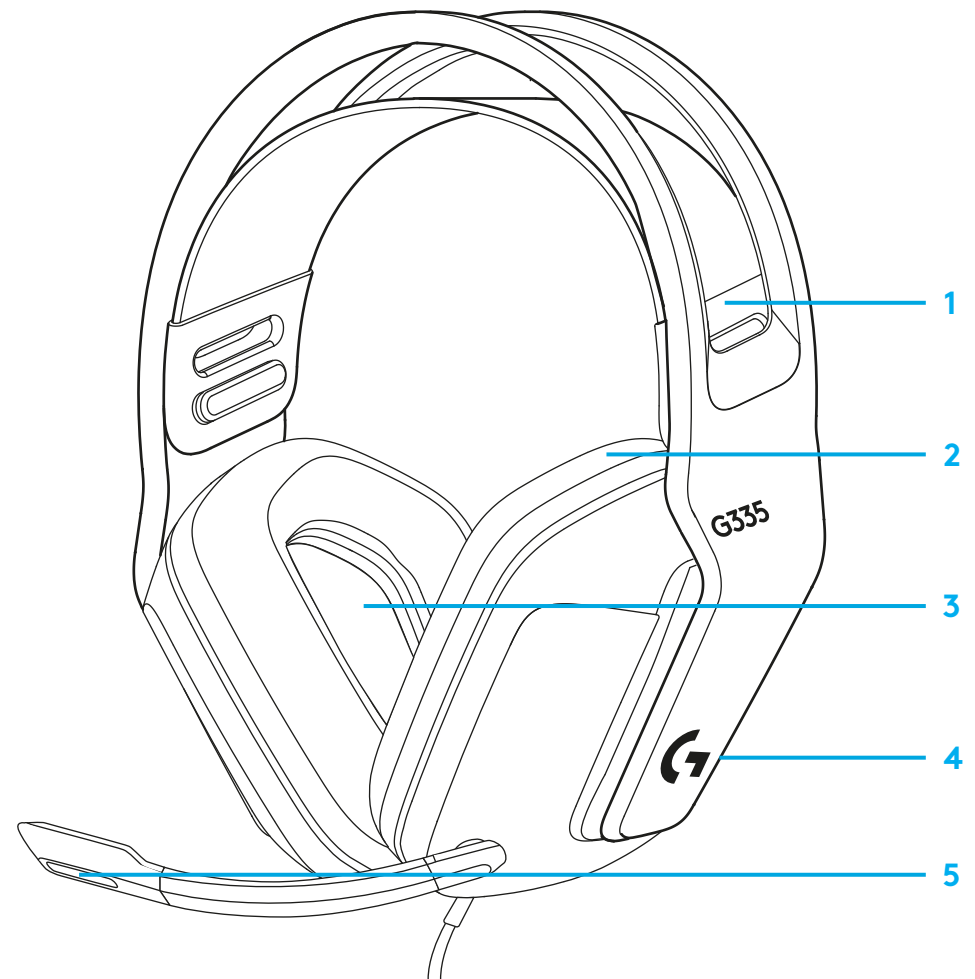


2 Ajuste a alça para ajustar o tamanho.



RECURSOS

- 1 Faixa de suspensão ajustável e reversível
- 2 Fones acolchoados de espuma viscoelástica
- 3 DRIVERS de 40 mm
- 4 Controle do volume na orelha
- 5 Microfone de 6 mm com funcionalidade levantar-para-silenciar



ALGUMA DÚVIDA?

logitechG.com/support/G335



©2021 Logitech. Logitech, Logitech G, Logi and their respective logos are trademarks or registered trademarks of Logitech Europe S.A. and/or its affiliates in the U.S. and other countries. All other trademarks are the property of their respective owners. Logitech assumes no responsibility for any errors that may appear in this manual. Information contained herein is subject to change without notice.

©2021 Logitech. Logitech, Logitech G, Logi and their respective logos are trademarks or registered trademarks of Logitech Europe S.A. and/or its affiliates in the U.S. and other countries. All other trademarks are the property of their respective owners. Logitech assumes no responsibility for any errors that may appear in this manual. Information contained herein is subject to change without notice.

WEB-621-002000.002